


Washoe County Health District List of Approved Wood Stoves

HD REF #	MANUFACTURER	MODEL : DESIGN	TYPE	STYLE	AVG EM (G/HR)
01013	ALADDIN HEARTH/STEEL PROD	CASTILE	NCP	FSI	.7
02010	ALADDIN HEARTH/STEEL PROD	CONTOUR	NCP	FS	.7
02011	ALADDIN HEARTH/STEEL PROD	1200, 1200-I	NCP	FSI	.9
04001	ALADDIN HEARTH/STEEL PROD	QUADRA-FIRE MT VERNON	NCP	FSMH	.9
99028	ALADDIN HEARTH/STEEL PROD	1200 SERIES	NCP	FSI	.9
99041B	ALADDIN HEARTH/STEEL PROD	QUADRA-FIRE 800 NOVA	NCP	FSMH	.9
95004	ALADDIN HEARTH/STEEL PROD	QUADRA-FIRE 1000, 1100	NCP	FSI	.90
05084	ALADDIN HEARTH/STEEL PROD	QUADRA-FIRE SANTA FE	NCP	FSI	0.7
07003	ALADDIN HEARTH/STEEL PROD	QUADRA-FIRE 4300 (ACC) SERIES AFTER 3/07	NC	FSMH	1.1
07004	ALADDIN HEARTH/STEEL PROD	QUADRA-FIRE 3100 (ACC) SERIES AFTER 8/06	NC	FSMH	1.1
06007	ALADDIN HEARTH/STEEL PROD	QUADRA-FIRE 4300 ACT	NC	FS	1.2
99041	ALADDIN HEARTH/STEEL PROD	QUADRA-FIRE (CB) CLASSIC BAY 1200	NCP	FSI	1.2
01008	ALADDIN HEARTH/STEEL PROD	QUADRA-FIRE QF 800	NCP	FSMH	1.49
07002	ALADDIN HEARTH/STEEL PROD	QUADRA-FIRE MT VERNON AE (ADVANCED ENERGY)	NCP	FSMHI	1.7
05033	ALADDIN HEARTH/STEEL PROD	QUADRA-FIRE 2100 MILLINIUM & 2100 ACT	NC	FS	2.0
95621	ALADDIN HEARTH/STEEL PROD	QUADRA-FIRE 5100 I ACT B	NC	I	2.0
95002	ALADDIN HEARTH/STEEL PROD	QUADRA-FIRE 3100, 3100F, 3100F-I, 3100FT, 3100I, 3100ST	NC	FSMHI	2.1
96002	ALADDIN HEARTH/STEEL PROD	QUADRA-FIRE 4300, 4300FT,4300ST	NC	FSMH	2.1
96001	ALADDIN HEARTH/STEEL PROD	QUADRA-FIRE 1900	NC	FSMH	2.2
99010	ALADDIN HEARTH/STEEL PROD	QUADRA-FIRE CAPE COD, DOVRE CAPE COD	NC	FS	2.2
05003	ALADDIN HEARTH/STEEL PROD	YOSEMITE	NC	All	2.7
95099	ALADDIN HEARTH/STEEL PROD	DOVRE HEIRLOOM 390	C	FS	2.8
01014	ALADDIN HEARTH/STEEL PROD	DOVRE MODEL 400	NC	FS	2.9
02012	ALADDIN HEARTH/STEEL PROD	QUADRA-FIRE ISLE ROYALE, DOVRE ISLE ROYALE	NC	FSMHW	2.9
95654	ALADDIN HEARTH/STEEL PROD	HORIZON 500 CC	C	FS	2.9
07010	ALADDIN HEARTH/STEEL PROD	ARROW 55	C	FS	3.0
03027	ALADDIN HEARTH/STEEL PROD	QUADRA-FIRE 4100I	NC	I	3.1
05004	ALADDIN HEARTH/STEEL PROD	QUADRA-FIRE 7100FP	NC	H	3.1
06066	ALADDIN HEARTH/STEEL PROD	QUADRA-FIRE BODEGA BAY	NC	I	3.1
05005	ALADDIN HEARTH/STEEL PROD	NORTHSTAR/CONSTITUTION	NC	FS	3.3
05035	ALADDIN HEARTH/STEEL PROD	HEAT N GLO NUMBER FT-300	NC	FS	3.3
05034	ALADDIN HEARTH/STEEL PROD	QUADRA-FIRE CUMBERLAND GAP	NC	FS	3.4
12006	ALADDIN HEARTH/STEEL PROD	2700I ACC	NC	I	3.5
95100	ALADDIN HEARTH/STEEL PROD	DOVRE HORIZON 500 CC	C	FS	3.6
95620	ALADDIN HEARTH/STEEL PROD	QUADRA-FIRE 2100, 2100I	NC	FSI	3.6
02014	ALADDIN HEARTH/STEEL PROD	ARROW S12, I12	NC	FSI	3.7
05001	ALADDIN HEARTH/STEEL PROD	HEAT N GLO FT-210	NC	All	3.9
06006	ALADDIN HEARTH/STEEL PROD	HEAT N GLO	NC	FS	3.9
02013	ALADDIN HEARTH/STEEL PROD	S-22, S-22I	NC	FSI	4.0
95003	ALADDIN HEARTH/STEEL PROD	QUADRA-FIRE 4100	NC	FSI	4.0
03026	ALADDIN HEARTH/STEEL PROD	QUADRA-FIRE 5700 STEP TOP	NC	FS	4.2

Type C = Catalytic, NC = Non-Catalytic, P = Pellet Burning

Style FS = Free Standing, I = Insert, H = Hearth, MH = Mobile Home, ZC = Zero Clearance

05/19/2016



Washoe County Health District


List of Approved Wood Stoves

HD REF #	MANUFACTURER	MODEL : DESIGN	TYPE	STYLE	AVG EM (G/HR)
05002	ALADDIN HEARTH/STEEL PROD	2700I	NC	I	4.2
06005	ALADDIN HEARTH/STEEL PROD	5700 ACT	NC	FS	4.2
95101	ALADDIN HEARTH/STEEL PROD	DOVRE AURORA 700	NC	FS	4.3
02015	ALADDIN HEARTH/STEEL PROD	PEJ	NC	FS	4.4
05090	AMERICAN ENERGY SYSTEMS	MAGNUM BABY COUNTRYSIDE	NC	FSP	.69
95011	AMERICAN ROAD EQUIPMENT	ERIK SW II ENVIRONMENTALIST SSW-1000	C	FSWO	1.2
07039	AMESTI LTDA	RONDO 450	NC	FS	4.0
95622	APPALACHIAN STOVE CO	MODEL 32-BW	C	FS	2.5
95019	APPALACHIAN STOVE CO	MODEL 360-CR	C	FS	2.8
95623	APPALACHIAN STOVE CO	MODEL 36-BW	C	FS	3.3
95020	APPALACHIAN STOVE CO	TRAILMASTER 4N1-XL II	C	FS	3.4
95018	APPALACHIAN STOVE CO	MODEL 30-CD	C	FS	3.7
95014	APPALACHIAN STOVE CO	36-BW-1988	C	FS	3.9
95013	APPALACHIAN STOVE CO	32-BW-XL-1988	C	FS	4.0
95017	APPALACHIAN STOVE CO	GEMINI XLB 1989	C	ZCI	4.0
05006	APPALACHIAN STOVE CO	HERITAGE CLASSIC A, CAST HEAT & CATSKILL	NC	FS	4.4
07011	APPALACHIAN STOVE CO	28 CD	C	FSI	4.5
95753	APR INDUSTRIES	KOZI 100 - KXL 100 SGD	NCP	FSI	1.83
07038	ARCHGARD INDUSTRIES LTD	OPTIMA PS1	NCP	FS	0.87
07040	ARCHGARD INDUSTRIES LTD	CHALET 1600, CHALET 1600 INSERT	NC	FSI	2.88
06018	ARCHGARD INDUSTRIES LTD	CHALET 1800	NC	FS	3.62
95023	AUSTROFLAMM IND. by RIKA	INTEGRA I - WEGA	NCP	FSI	.77
95709	AUSTROFLAMM IND. by RIKA	INTEGRA C1121 II	NCP	FS	2.7
06060	AUSTROFLAMM IND. by RIKA	INTEGRA II	NCP	FS	3.6
06009	BARBEQUES GALORE/PRICOTEC	ROSEWOOD	NC	FS	2.7
95025	BIOFIRE	3x3, 4x3, 5x3, 4x4	M	H	.60
00007	BLAZE KING INDUSTRIES	PEL 5000	NCP	FS	.3
13019	BLAZE KING INDUSTRIES	ASHFORD 30, SIROCCO 30	NC	FS	.97
11018	BLAZE KING INDUSTRIES	CHINOOK CK24C, CHINOOK CK24F	NC	FSMH	1.0
02080	BLAZE KING INDUSTRIES	BLAZE KING KE/KEJ 1107	NC	FS	1.76
07013	BLAZE KING INDUSTRIES	PRINCESS INSERT MODEL PI 1010A	C	I	2.0
05082	BLAZE KING INDUSTRIES	HEAT PRO C210	C	FS	2.1
02081	BLAZE KING INDUSTRIES	BLAZE KING PE/PEJ 1006	C	FS	2.42
06010	BLAZE KING INDUSTRIES	BLAZE KING, AUTO LIGHT PAL-4000	NCP	FS	2.5
05081	BLAZE KING INDUSTRIES	PRINCESS INSERT MODEL PI 1010	C	I	2.8

Type C = Catalytic, NC = Non-Catalytic, P = Pellet Burning

Style FS = Free Standing, I = Insert, H = Hearth, MH = Mobile Home, ZC = Zero Clearance

05/19/2016



Washoe County Health District


List of Approved Wood Stoves

HD REF #	MANUFACTURER	MODEL : DESIGN	TYPE	STYLE	AVG EM (G/HR)
07041	BLAZE KING INDUSTRIES	HEAT PRO C110	C	FS	2.8
95153	BLAZE KING INDUSTRIES	BRIARWOOD II/90	NC	FSI	3.5
95705	BLAZE KING INDUSTRIES	BLAZE KING PEJ-1003	C	FS	3.5
95704	BLAZE KING INDUSTRIES	BLAZE KING KEJ-1102	C	FS	3.9
07054	BOSCA	SPIRIT 500	NCP	FS	1.2
08018	BOSCA	CLASSIC 500	NCP	FS	1.2
08017	BOSCA	SOUL PELLETT STOVE INSERT	NCP	I	2.2
08019	BOSCA	SOUL 700	NCP	FSI	2.2
07055	BOSCA	SPIRIT 550	NC	FS	3.6
08015	BOSCA	CLASSIC 450	NC	FS	3.6
08016	BOSCA	LIMIT 450	NC	FS	3.6
07019	BOSCA	GOLD 400	NC	FS	4.4
95029	BRASS FLAME STOVE CO	PURIFIRE	NCP	FS	.90
95625	BUCHANAN WELDING	HIGH VALLEY BAY 2500	C	FS	3.1
95034	BUCHANAN WELDING	XTEC 2000, CRAFT STOVE 2000	C	FS	3.3
95710	BUCHANAN WELDING	HIGH VALLEY MODEL 1500	C	FS	3.4
14004	CASTLE PELLETT STOVES	SERENITY 12327	NC	FS	2.4
00010	CENTURY HEATING PRODUCTS	S274E	NC	FS	4.4
00011	CENTURY HEATING PRODUCTS	FW270007; FW3000	NC	FS	4.4
99065	CENTURY HEATING PRODUCTS	S273E	NC	FS	4.4
99066	CENTURY HEATING PRODUCTS	FW270029	NC	FS	4.4
99067	CENTURY HEATING PRODUCTS	CAMPBELL/JACUZZI FW300005 - FW300008 & FW3000019 - FW3000027	NC	FS	4.4
12017	CENTURY HEATING PRODUCTS	CW2900	NC	FSI	4.5
07014	CFM CORPORATION	CENTURY/DUTCHMASTER FW and CDW	NC	FS	1.0
05009	CFM CORPORATION	DUTCH WEST LARGE 2479	NC	FS	1.31
05010	CFM CORPORATION	DUTCH WEST SMALL MODEL	NC	FS	1.4
06016	CFM CORPORATION	DUTCHWEST SMALL MODEL	NC	FS	1.41
06015	CFM CORPORATION	DUTCH WEST MEDIUM 2478	NC	FS	1.5
05011	CFM CORPORATION	MODEL EWF 36A	C	FS	2.4
10082	CFM CORPORATION	MONTPELIER	NC	I	2.9
10011	CFM CORPORATION	MADISON MODEL 1655	NC	FS	3.3
07042	CFM CORPORATION	EWF 30	NC	FS	3.5
07043	CFM CORPORATION	S27X/S28X SERIES	NC	FS	4.4
07044	CFM CORPORATION	CJW1500L02, JW1500L10, FW1500, DW1500	NC	FS	4.4

Type C = Catalytic, NC = Non-Catalytic, P = Pellet Burning

Style FS = Free Standing, I = Insert, H = Hearth, MH = Mobile Home, ZC = Zero Clearance

05/19/2016



Washoe County Health District


List of Approved Wood Stoves

HD REF #	MANUFACTURER	MODEL : DESIGN	TYPE	STYLE	AVG EM (G/HR)
95046	CLAYTON MFG. COMPANY	CLAY 60, 70	C	FSWSZC	2.7
95049	COAST TO COAST MFG	WINSTON WP18	NCP	FS	.6
95050	COAST TO COAST MFG	WINSTON WP24	NCP	FS	1.5
05012	CONSUMING FIRE IN.	PERFECT HEARTH	NC	H	3.4
95077	COUNTRY FLAME, INC.	R/90	C	FS	1.5
95072	COUNTRY FLAME, INC.	E-1/90	C	FS	1.7
95058	COUNTRY FLAME, INC.	B/A	C	FSI	2.0
95067	COUNTRY FLAME, INC.	O-2	C	ZCWI	2.5
05018	COUNTRY FLAME, INC.	OV-3000	NC	FS	2.9
95061	COUNTRY FLAME, INC.	BBF	C	FS	3.0
95062	COUNTRY FLAME, INC.	BBF-6	C	FSW	3.0
95063	COUNTRY FLAME, INC.	BBF-I	C	IWFS	3.0
95075	COUNTRY FLAME, INC.	O-2/90	C	I	3.0
95068	COUNTRY FLAME, INC.	R-6	C	FSW	3.3
95073	COUNTRY FLAME, INC.	E-2	C	FS	3.3
05016	COUNTRY FLAME, INC.	OV-2600	NC	FS	3.5
95078	COUNTRY FLAME, INC.	SBF/A	C	FS	3.6
05017	COUNTRY FLAME, INC.	OV-26BF-1	NC	FS	3.7
95065	COUNTRY FLAME, INC.	E1-6	C	FS	3.7
95066	COUNTRY FLAME, INC.	E1-I	C	IW	3.7
05015	COUNTRY FLAME, INC.	OV-2100	NC	FS	4.1
05014	COUNTRY FLAME, INC.	OV-21	NC	FS	4.2
05013	COUNTRY FLAME, INC.	INGLENOOK INGW-02	NC	FS	4.4
07016	COUNTRY STOVES, INC.	PS 40 & PI 40	NCP	FSI	1.1
03001	COUNTRY STOVES, INC.	WINSLOW, PS40, PI40	NCP	FSI	1.14
95631	COUNTRY STOVES, INC.	STRIKER S160, C160	NC	FSMH	1.6
07015	COUNTRY STOVES, INC.	CANYON S310, T-TOP MODEL S310	NC	FS	3.2
95088	COUNTRY STOVES, INC.	T-TOP MODEL S310	NC	FSMH	3.2
95080	COUNTRY STOVES, INC.	CANYON ST310, C310, ELITE E310	NC	FSI	3.5
99035	COUNTRY STOVES, INC.	C310	NC	I	3.5
07045	COUNTRY STOVES, INC.	ALPINE	NC	FS	3.53
07046	COUNTRY STOVES, INC.	H200 HAMPTON CAST	NC	FS	3.9
95081	COUNTRY STOVES, INC.	CONVERTER C-30, C-35	C	I	4.0
99034	COUNTRY STOVES, INC.	C260/S260	NC	I	4.1
96004	COUNTRY STOVES, INC.	LEGACY S260, C260 & E260 (ELITE)	NC	FSIMH	4.11
95630	COUNTRY STOVES, INC.	PERFORMER C210, SS210, E210, SA210, CA210, EA210, ST210	NC	FSI	4.2

Type C = Catalytic, NC = Non-Catalytic, P = Pellet Burning

Style FS = Free Standing, I = Insert, H = Hearth, MH = Mobile Home, ZC = Zero Clearance

05/19/2016



Washoe County Health District


List of Approved Wood Stoves

HD REF #	MANUFACTURER	MODEL : DESIGN	TYPE	STYLE	AVG EM (G/HR)
99033	COUNTRY STOVES, INC.	PERFORMER S 210	NC	FSMH	4.2
95042	CRD PRECISION FABRICATORS	ENERGY KING BAY 2000C	C	FS	2.5
95627	CRD PRECISION FABRICATORS	ENERGY KING LEGACY 2150	NC	FS	2.9
95041	CRD PRECISION FABRICATORS	ENERGY KING 2500C	C	FS	3.0
97002	CRD PRECISION FABRICATORS	ENERGY KING BAY	C	FS	3.0
95043	CRD PRECISION FABRICATORS	ENERGY KING LEGACY 2100	NC	FS	3.2
95712	CRD PRECISION FABRICATORS	SILHOUETTE 2850C	C	FSI	3.2
95626	CRD PRECISION FABRICATORS	ENERGY KING LEGACY 1650	NC	FS	3.7
95628	CRD PRECISION FABRICATORS	ENERGY KING LEGACY 950	NC	FS	4.2
05089	DANSONS GROUP INC.	VULCAN V SERIES V130 & V150	NCP	FS	.89
10012	DANSONS GROUP INC.	MODEL HR-2	NCP	FS	0.9
10013	DANSONS GROUP INC.	ECLIPSE	NCP	FS	1.0
03022	DELL POINT TECHNOLOGIES	EUROPA 75	NCP	FS	.5
02006	DELL POINT TECHNOLOGIES	DC 2000, EUROPA	NCP	FS	.6
99059	DIETMEYER WARD STROUD INC	ENVIROTECH	M	FS	.99
99060	DIETMEYER WARD STROUD INC	GRUNDEFEN	M	FS	1.4
02021	DROLET STOVES/FIREPLACES	HT 1600, HT 1600 DELUXE	NC	FS	3.5
02022	DROLET STOVES/FIREPLACES	HT 2000, SOLUTION 3.4, ASHLEY 2000	NC	FS	3.9
07001	DROLET STOVES/FIREPLACES	ESCAPE 1400-I	NC	I	4.4
99054	EARTH STOVE, INC.	HP 40	NCP	FS	.55
99053	EARTH STOVE, INC.	MP 250	NCP	FS	.60
95763	EARTH STOVE, INC.	HP40-PELLET INSERT	NCP	I	.71
95123	EARTH STOVE, INC.	HP, MP 240	NCP	FS	1.67
99055	EARTH STOVE, INC.	TP 40	NCP	FS	1.89
02073	EARTH STOVE, INC.	BAYVIEW II, 2000C	C	FS	1.9
95119	EARTH STOVE, INC.	BAYVIEW II BV 4000, ES06	C	I	1.9
95120	EARTH STOVE, INC.	BAYVIEW II, 2000C, BV4000C, BV4000C-2	C	FSI	1.9
02005	EARTH STOVE, INC.	1900HT-M	NC	FS	2.6
02076	EARTH STOVE, INC.	TRADITIONS T300HT & T3000HT	NC	FS	2.6
02077	EARTH STOVE, INC.	1600HT	NC	FS	2.6
95118	EARTH STOVE, INC.	BAYVIEW BV 400:ES05	C	I	3.0
95122	EARTH STOVE, INC.	BAYVIEW BV450C/BV400C-2	C	FSI	3.0
95635	EARTH STOVE, INC.	MODEL T200C	C	FS	3.2
95109	EARTH STOVE, INC.	1003-C	C	FS	3.7
95128	EARTH STOVE, INC.	TRADITIONS T-100	C	FS	3.8

Type C = Catalytic, NC = Non-Catalytic, P = Pellet Burning

Style FS = Free Standing, I = Insert, H = Hearth, MH = Mobile Home, ZC = Zero Clearance

05/19/2016




Washoe County Health District List of Approved Wood Stoves

HD REF #	MANUFACTURER	MODEL : DESIGN	TYPE	STYLE	AVG EM (G/HR)
95129	EARTH STOVE, INC.	TRADITIONS T100SC, T150C	C	FS	4.1
95634	EARTH STOVE, INC.	1800HT, 2800HT, 1750HT, 2750HT	NC	FSI	4.5
13005	ECOTECK/RAVELLI	FRANCESCA, MONICA	NCP	FS	1.45
13004	ECOTECK/RAVELLI	SOFIA, SILVIA	NCP	FS	1.65
13008	ECOTECK/RAVELLI	VERONICA, LAURA	NAP	FS	3.87
13007	ECOTECK/RAVELLI	ILARIA, SERENA	NCP	FS	4.40
95132	ELMIRA STOVE WORKS	2800	NC	FS	3.4
95135	ELMIRA STOVE WORKS	FIREVIEW 2700	NC	FSI	3.8
02039	EMPIRE PRODUCTS	EF-3800, EF-3801	NCP	FS	.98
02040	EMPIRE PRODUCTS	EF 4000, EF 5000	NCP	FSI	.98
95137	ENERPEL INC	PELLET MASTER, 2000, 3000, 5000	NCP	FS	.94
99069	ENGLAND STOVE WORKS	25-EP, 55-SHPEP, 55-TRPEP	NCP	FSI	1.43
08001	ENGLAND STOVE WORKS	10-CPM, 49-TRCPM, 49-SHCPM	NCP	FS	1.6
06020	ENGLAND STOVE WORKS	30-NC, 50-TNC30L, 50-TNC30G	NC	FS	1.63
08014	ENGLAND STOVE WORKS	10-CDV	NCP	FS	1.7
95146	ENGLAND STOVE WORKS	MODEL 18M-H	C	FS	2.0
96005	ENGLAND STOVE WORKS	SUMMERS HEAT MODEL 50-SHW20, 24-JC	C	FS	2.1
95139	ENGLAND STOVE WORKS	ENGLANDER MODEL 18PC	C	FS	2.2
07017	ENGLAND STOVE WORKS	13-NCMH, 50-SNC13	NC	FS	2.35
05023	ENGLAND STOVE WORKS	ENGLANDER RADIANT 24FC	C	FS	2.4
96007	ENGLAND STOVE WORKS	SUMMERS HEAT MODEL 50-SHW25, 24-ICD	C	FS	2.4
05024	ENGLAND STOVE WORKS	ENGLANDER FRONT LOADING FIREPLACE 28IC	C	H	2.5
15008	ENGLAND STOVE WORKS	50-SHSSW01	NC	FS	2.5
05020	ENGLAND STOVE WORKS	ENGLANDER 13-NC SUMMERS HEAT, 50-SNC GOLDEN EAGLE & 50-TNC TIMBER RIDGE 13-NCI/50-TNC	NC	FSI	2.6
05021	ENGLAND STOVE WORKS	ENGLANDER 25-PDV,SUMMERS HEAT 55SHP22 & TIMBER RIDGE 55 TRP22 PELLET	NCP	FS	2.6
95147	ENGLAND STOVE WORKS	MODEL 24IC	C	FS	2.6
95142	ENGLAND STOVE WORKS	ENGLANDER FRONT LOADING SPACE SAVER 28CC	C	FSH	2.7
97003	ENGLAND STOVE WORKS	24 ACD	C	FS	2.7
02009	ENGLAND STOVE WORKS	25-PDCV, 55-SHP10, 55-TRP10	NCP	FSI	3.1
06021	ENGLAND STOVE WORKS	PELLET FUEL BURNING ROOM HEATER	NC	FS	3.1
05022	ENGLAND STOVE WORKS	ENGLANDER ECONO RADIANT 18PC	C	FS	3.6
95140	ENGLAND STOVE WORKS	ENGLANDER 24 AC/FC	C	FS	3.8
96006	ENGLAND STOVE WORKS	SUMMERS HEAT MODEL 50-SHW22	C	FS	3.8
10014	ENGLAND STOVE WORKS	17-VL	NC	FS	4.3
02024	EUREKA HEATING PTY LTD	EMERALD	NC	FS	4.4

Type C = Catalytic, NC = Non-Catalytic, P = Pellet Burning

Style FS = Free Standing, I = Insert, H = Hearth, MH = Mobile Home, ZC = Zero Clearance

05/19/2016




Washoe County Health District List of Approved Wood Stoves

HD REF #	MANUFACTURER	MODEL : DESIGN	TYPE	STYLE	AVG EM (G/HR)
95148	EVERGREEN MARKETING	MOHAWK 60A	C	FSIMHWO	3.8
95149	EVERGREEN METAL PRODUCTS	SCHRADER PELLETMISER 905-P	NCP	FS	1.0
95636	F. HUEMER GES M.B.H.	AUSTROFLAMM WEGA II	NCP	FS	1.3
96008	F.X. DROLET, INC.	HT 1600, HT 1600 DELUXE	NC	FS	3.5
96009	F.X. DROLET, INC.	HT-2000	NC	FS	3.9
96018	FIREPLACE PRODUCTS INTL	I1000S, I1100 SMALL	NC	I	3.0
11017	FIREPLACE PRODUCTS INTL	CI1250	NC	FS	3.3
05028	FIREPLACE PRODUCTS INTL	MODEL F2400M, I2400M, S3400, HI300, CC75	NC	FSI	3.44
05025	FIREPLACE PRODUCTS INTL	H2100M HEARTH HEATER	NC	I	3.5
95400	FIREPLACE PRODUCTS INTL	HEARTH HEATER R-12	NC	FSI	3.5
95678	FIREPLACE PRODUCTS INTL	H2000M, H2100M HEARTH HEATER	NC	I	3.5
99021	FIREPLACE PRODUCTS INTL	H2100 HEARTH HEATER	NC	I	3.5
07018	FIREPLACE PRODUCTS INTL	FP90, EX-90/R90 WOOD FIREPLACE	NC	H	3.78
95403	FIREPLACE PRODUCTS INTL	R5-2, R7-2, RA7-2	NC	FS	3.8
95675	FIREPLACE PRODUCTS INTL	F1000S, F1100S, I1100S, I1200S, H1200	NC	FSMH	3.8
95679	FIREPLACE PRODUCTS INTL	R33, RA33, I2000M,	NC	FSI	3.8
96019	FIREPLACE PRODUCTS INTL	F2100M-MEDIUM, I2100M-MEDIUM INSERT	NC	FSI	3.8
99018	FIREPLACE PRODUCTS INTL	I1100S SMALL FLUSH INSERT	NC	I	3.8
08002	FIREPLACE PRODUCTS INTL	F2100MI	NC	FS	3.9
10015	FIREPLACE PRODUCTS INTL	H200 HAMPTON CAST FREESTANDING STOVE	NC	FS	3.9
95406	FIREPLACE PRODUCTS INTL	REGENCY : R6, RA6, RA8	NC	FSMH	3.9
95677	FIREPLACE PRODUCTS INTL	F3100L - I3100L (LARGE)	NC	FSIMH	4.19
05026	FIREPLACE PRODUCTS INTL	H300 HAMPTON MEDIUM CAST	NC	FS	4.2
95405	FIREPLACE PRODUCTS INTL	REGENCY : R3, RA3, R9	NC	FSMH	4.2
99020	FIREPLACE PRODUCTS INTL	I3100 LARGE	NC	I	4.2
99030	FIREPLACE PRODUCTS INTL	I3100	NC	I	4.2
05027	FIREPLACE PRODUCTS INTL	I2000M14	NC	I	4.5
16015	FIREPLACE PRODUCTS INTL	REGENCY F3500	C	FS	1.1
10083	FIREPLACE XTORDINAIR	36 ELITE	C	ZCH	2.3
95166	FIREPLACE XTORDINAIR	MODEL 44A & BLOCK-IN	C	ZC	2.3
10084	FIREPLACE XTORDINAIR	44 ELITE	C	ZCH	2.5
10016	FIREPLACE XTORDINAIR	33 ELITE	NC	I	4.1
95165	FIREPLACE XTORDINAIR	MODEL 36A & BLOCK-IN	C	ZC	4.1
95171	FOUNDRIES DU LION S.A.	EFEL SYMPHONY 390.74	C	FSI	1.8
05029	FOUNDRIES DU LION S.A.	HARMONY IIIB	NC	FS	2.7

Type C = Catalytic, NC = Non-Catalytic, P = Pellet Burning

Style FS = Free Standing, I = Insert, H = Hearth, MH = Mobile Home, ZC = Zero Clearance

05/19/2016




Washoe County Health District List of Approved Wood Stoves

HD REF #	MANUFACTURER	MODEL : DESIGN	TYPE	STYLE	AVG EM (G/HR)
05030	FOUNDRIES DU LION S.A.	MODEL S-33, S-83, H33, R22, X33	NC	FS	3.3
95169	FOUNDRIES DU LION S.A.	EFEL HARMONY 386.75	C	FS	3.8
02025	FOUNDRIES DU LION S.A.	HARMONY I	NC	FS	4.4
07047	FOYERS SUPREME INC	VOLCANO PLUS	NC	ZC	4.3
95643	FRANTECH, INC.	FRANTECH 2100	NC	FS	2.9
95646	FRANTECH, INC.	SEEFIRE 2100S	NC	FSIMH	3.2
95641	FRANTECH, INC.	FRANTECH 1600	NC	FS	3.5
95642	FRANTECH, INC.	FRANTECH 1601	NC	FS	3.7
95639	FRANTECH, INC.	FRANTECH 900	NC	FS	4.1
95640	FRANTECH, INC.	FRANTECH 901	NC	FS	4.2
13009	GHP GROUP	PLEASANT HEARTH LSW-130291-B; PLEASANT HEARTH LWS-130291-BCA	NC	FS	3.6
13010	GHP GROUP	PLEASANT HEARTH LWS127201-B; PLEASANT HEARTH LWS-127201-BCA	NC	FS	4.3
13011	GHP GROUP	WS-2417, WS-2417-B, HWS-224172MH, HWS-224172, DWS-324173, LWS-124171, RWS-424174MH, RWS-	NC	FS	3.9
08003	GIBRALTAR STOVES INC	LCC, MCC, SCC, CFS, CFI & DDI	C	FS	2.75
97004	GIBRALTAR STOVES INC	KINGSTON WCC	C	FS	2.8
05032	GLG AUSTRALIA	PEARL BAY	NC	FS	3.8
95179	GLO KING/PIERCE	100 HT	NC	FS	3.2
95180	GODIN IMPORTS	NOUVELLE EPOQUE 3137	C	FS	3.9
95181	GUERTIN BROS. INDUSTRIES	EMERALD 2000	NCP	FS	1.7
06022	HAJDUK	PRIMA MR-51	NC	FS	3.8
11015	HARMAN STOVE	P35i	NCP	I	.04
10085	HARMAN STOVE	EXCEPTION TL300	NC	FS	1.1
05019	HARMAN STOVE	P68	NCP	FS	1.3
09014	HARMAN STOVE	P43	NCP	FS	1.3
03016	HARMAN STOVE	ACCENTRA	NCP	FSI	1.5
03017	HARMAN STOVE	INVINCIBLE RS; INVINCIBLE INSERT	NCP	FSI	1.5
97006	HARMAN STOVE	INVINCIBLE RS	NCP	FSI	1.53
03019	HARMAN STOVE	P61; P61A	NCP	FS	1.67
05099	HARMAN STOVE	TWENTY-FIFTH ANNIVERSARY STOVE (XXV)	NCP	FS	1.8
03020	HARMAN STOVE	OAKWOOD	NC	FS	2.3
12014	HARMAN STOVE	TL 2.0	NC	FS	2.6

Type C = Catalytic, NC = Non-Catalytic, P = Pellet Burning

Style FS = Free Standing, I = Insert, H = Hearth, MH = Mobile Home, ZC = Zero Clearance

05/19/2016




Washoe County Health District List of Approved Wood Stoves

HD REF #	MANUFACTURER	MODEL : DESIGN	TYPE	STYLE	AVG EM (G/HR)
95184	HARMAN STOVE	TREEMONT TAC-340C	C	FS	2.8
03018	HARMAN STOVE	ADVANCE	NCP	FS	2.93
95647	HARMAN STOVE	CW30	NC	FS	3.6
12015	HARMAN STOVE	TL 2.6	NC	FS	3.7
95183	HARMAN STOVE	TREEMONT TAC-260C, TAC-260CF	C	FS	3.9
03021	HARMAN STOVE	EXCEPTION TL200	NC	FSI	4.4
16013	HARMAN STOVE	ABSOLUTE 43	NCP	FS	1.8
07048	HASE KAMINOFENBAU	THE BARI	NC	FS	3.57
95193	HAUGH'S PRODUCTS	GORDON ELITE S18XE	NC	FS	3.0
95192	HAUGH'S PRODUCTS	FRASER ELITE I, S407E, S408E, S409E	NC	FS	3.4
95185	HAUGH'S PRODUCTS	CABOT ELITE I:S171E,172E,173E	NC	FSW	3.5
95648	HAUGH'S PRODUCTS	S27X/S28X SERIES	NC	FS	4.4
95186	HAUGH'S PRODUCTS	CABOT ELITE S17XE	NC	FS	4.5
96012	HAWKE MANUFACTURING CO.	HMI 28II	C	FSI	2.6
12012	HEARTH/HOME TECHNOLOGIES	PLEASANT HEARTH PH35PS	NCP	FS	.28
16001	HEARTH/HOME TECHNOLOGIES	ACCENTRA 2	NCP	FS	.62
12013	HEARTH/HOME TECHNOLOGIES	PLEASANT HEARTH PH50PS, PH50CABPS	NCP	FS	.74
13021	HEARTH/HOME TECHNOLOGIES	PELPRO PELLET STOVE AND INSERT (PP60)	NC	FSI	.89
10049	HEARTH/HOME TECHNOLOGIES	HEATILATOR ECO (CHOICE) ADVANTAGE PS35	NCP	FS	0.9
07050	HEARTH/HOME TECHNOLOGIES	4300ACC	NC	FS	1.1
06024	HEARTH/HOME TECHNOLOGIES	QUADRA-FIRE 3100 ACT & 3100I ACT	NC	FSI	1.3
10050	HEARTH/HOME TECHNOLOGIES	HEATILATOR ECO (CHOICE) ADVANTAGE PS50, CAB 50	NCP	FS	1.5
07049	HEARTH/HOME TECHNOLOGIES	2100 ACC	NC	FS	2.1
11009	HEARTH/HOME TECHNOLOGIES	QUADRA-FIRE 5700 ACC	NC	FS	2.3
10018	HEARTH/HOME TECHNOLOGIES	EC-WS-MED; WINS18	NC	I	2.6
10047	HEARTH/HOME TECHNOLOGIES	HEATILATOR ECO (CHOICE) ADVANTAGE WS18	NC	FS	2.6
10048	HEARTH/HOME TECHNOLOGIES	HEATILATOR ECO (CHOICE) ADVANTAGE WS22	NC	FS	2.7
11008	HEARTH/HOME TECHNOLOGIES	QUADRA-FIRE 5100-I FIREPLACE INSERT	NC	I	2.7
06023	HEARTH/HOME TECHNOLOGIES	QUADRA-FIRE ISLE ROYALE	NC	FSMHW	2.9
07051	HEARTH/HOME TECHNOLOGIES	7100FP	NC	FS	3.1
16002	HEARTH/HOME TECHNOLOGIES	WoodPro WS-TS-2500 (formerly HCS-03)	NC	FS	4.1
10086	HEARTH/HOME TECHNOLOGIES	QUADRA FIRE VOYAGEUR	NC	FSI	4.12
16003	HEARTH/HOME TECHNOLOGIES	WoodPro WS-TS-1500 (formerly HCS-01)	NC	FS	4.4
16004	HEARTH/HOME TECHNOLOGIES	WoodPro WS-TS-2000 (formerly HCS-02)	NC	FS	4.5
10019	HEARTHSTONE	HERITAGE 8090, MANCHESTER 8330	NCP	FS	1.3
05092	HEARTHSTONE	PHOENIX 8612	NC	FS	2.4

Type C = Catalytic, NC = Non-Catalytic, P = Pellet Burning

Style FS = Free Standing, I = Insert, H = Hearth, MH = Mobile Home, ZC = Zero Clearance

05/19/2016




Washoe County Health District List of Approved Wood Stoves

HD REF #	MANUFACTURER	MODEL : DESIGN	TYPE	STYLE	AVG EM (G/HR)
10020	HEARTHSTONE	TULA	NC	FS	2.55
05037	HEARTHSTONE	TRIBUTE MODEL 8040	NC	FS	3.0
07052	HEARTHSTONE	CRAFTSBURY 8390	NC	FS	3.08
05038	HEARTHSTONE	CLYDESDALE MODEL 8490, 8491	NC	ZC	3.1
08004	HEARTHSTONE	EQUINOX	NC	FS	3.1
05036	HEARTHSTONE	MORGAN MODEL 8470	NC	ZC	4.3
00002	HEAT INC	ALTAIR	NCP	FSI	.45
04002	HEAT N GLO	NORTH STAR	NC	W	3.25
95649	HEAT N GLO	CBS-41	NC	FSZC	3.9
01001	HEAT TECH INDUSTRIES	GMI 26PS / GM 26PS / 26PS	NCP	FSI	1.0
95202	HEAT TECH INDUSTRIES	26 GM, GMP 26, GMI 26	NC	FSI	4.0
03025	HEATECH, INC.	BRISTOL	NC	WS	2.9
95653	HEATILATOR, INC.	HEIRLOOM 390	C	FS	2.8
95655	HEATILATOR, INC.	MODEL 400	NC	FS	2.9
08023	HEATILATOR, INC.	CONSTITUTION C-40	NC	HMH	3.25
95651	HEATILATOR, INC.	ARROW S12 & I12	NC	FSI	3.7
95214	HEATILATOR, INC.	MODEL 2590	C	FS	3.8
95205	HEATILATOR, INC.	ARROW 14, 20	NC	FSIMH	4.0
95713	HEATILATOR, INC.	S-22 & S-22I	NC	FSI	4.0
95714	HEATILATOR, INC.	ARROW S32, I32	NC	FSI	4.24
95652	HEATILATOR, INC.	AURORA MODEL 700	NC	FS	4.3
95715	HEATILATOR, INC.	SUNBURST II, MODEL 2208	NC	FSI	4.4
96013	HEATILATOR, INC.	HEATILATOR LE	NC		4.46
96044	HEATING ENERGY SYSTEM	TRAILBLAZER CLASSIC 1600 PS	NCP	FSI	.29
95217	HEATING ENERGY SYSTEM	TRAILBLAZER GENESIS 1600	NC	I	3.0
95218	HEATING ENERGY SYSTEM	TRAILBLAZER GENESIS 1600/1800	NC	FS	3.0
95219	HEATING ENERGY SYSTEM	TRAILBLAZER GENESIS 2000-C, 2400	C	FS	3.1
95657	HEATING ENERGY SYSTEM	TRAILBLAZER CLASSIC 1000	NC	FS	3.2
95707	HEATING ENERGY SYSTEM	TRAILBLAZER CLASSIC 1300/1306	NC	FSI	3.2
08006	HERITAGE STOVES INC.	BOSTONIAN 2500 C	C	I	3.8
10021	HESTIA HEATING PRODUCTS	MODEL HHP 1	NCP	FS	2.89
10022	HESTIA HEATING PRODUCTS	MODEL HHP 2	NCP	FS	4.1

Type C = Catalytic, NC = Non-Catalytic, P = Pellet Burning

Style FS = Free Standing, I = Insert, H = Hearth, MH = Mobile Home, ZC = Zero Clearance

05/19/2016




Washoe County Health District List of Approved Wood Stoves

HD REF #	MANUFACTURER	MODEL : DESIGN	TYPE	STYLE	AVG EM (G/HR)
95230	HI TECK STOVES	JAMESTOWN PELLETT STOVE	NCP	FS	2.1
95231	HI TECK STOVES	JAMESTOWN PELLETT STOVE, 1000, J1000	NCP	FS	2.1
07005	HI TECK STOVES	JAMESTOWN PELLETT STOVE, 2000, 2001T	NCP	FSI	2.3
95228	HI TECK STOVES	HI TECK H 2000C	C	FS	3.6
08005	HI TECK STOVES	NO. 26 GM SERIES	NC	FSI	4.0
95442	HIGH SIERRA STOVES LTD	EVOLUTION 8000TE	C	FS	2.2
05040	HIGH SIERRA STOVES LTD	AMBASSADOR 4700TE	C	FS	2.5
95446	HIGH SIERRA STOVES LTD	SIERRA EVOLUTION 8000 TEC	C	FS	2.5
95443	HIGH SIERRA STOVES LTD	EVOLUTION MODEL 7000C	C	FS	2.8
95448	HIGH SIERRA STOVES LTD	SWEET HOME FIR AK-18	C	FS	3.1
95437	HIGH SIERRA STOVES LTD	SIERRA AMBASSADOR 4700 TEC	C	I	3.2
95439	HIGH SIERRA STOVES LTD	CRICKET MHCR 5200	C	FSI	3.5
95441	HIGH SIERRA STOVES LTD	EVOLUTION 7000TE, 7000C	C	FS	4.0
95449	HIGH SIERRA STOVES LTD	SWEET HOME SOLITAIRE PFA 2000	NC	FS	4.0
02029	HIGH VALLEY CONST & MAINT	MODEL 1600	NC	FS	2.7
02027	HIGH VALLEY CONST & MAINT	BAY 2500	C	FSI	3.1
02026	HIGH VALLEY CONST & MAINT	HIGH VALLEY 2000, CRAFT STOVE 2000	C	FS	3.3
02028	HIGH VALLEY CONST & MAINT	MODEL 1500	C	FS	3.4
95233	HORIZON RESEARCH	ECLIPSE DESTINY	NCP	FS	.80
95235	HORIZON RESEARCH	HR-2	NCP	FS	.9
97025	HORIZON RESEARCH	ECLIPSE	NCP	FSI	1.0
10023	HORSE FLAME METAL USA INC	517 HF REGIS, 517 HF BALDEMAR	NC	FS	3.6
95765	HOWES MANUFACTURING LTD.	SEEFIRE 2100S	NC	FSIMH	3.2
07053	HUSSONG MANUFACTURING	OLIVIA, MODEL NUMBER OVL-PC	NC	FS	2.5
05041	HUSSONG MANUFACTURING	KOZY HEAT Z 42	NC	FS	3.3
95241	HUTCH MANUFACTURING	DWI-42C-2	C	FS	1.5
95242	HUTCH MANUFACTURING	DWI-42C	C	FS	1.6
95244	HUTCH MANUFACTURING	HRD-27C	C	FS	2.5
95245	HUTCH MANUFACTURING	HRS-18C	C	FS	2.9
02030	HUTCH MANUFACTURING	KOZY HEAT Z 42	NC	FS	3.3
16016	HWAM HEAT DESIGN A/S	3055	NC	I	4.1
06025	INDUSTRIAL CHIMNEY CO.	OPEL 2000C	C	FS	3.7

Type C = Catalytic, NC = Non-Catalytic, P = Pellet Burning

Style FS = Free Standing, I = Insert, H = Hearth, MH = Mobile Home, ZC = Zero Clearance

05/19/2016




Washoe County Health District List of Approved Wood Stoves

HD REF #	MANUFACTURER	MODEL : DESIGN	TYPE	STYLE	AVG EM (G/HR)
02032	INDUSTRIAL CHIMNEY CO.	TOPAZ (WITHOUT FAN)	NC	FSWO	4.0
06026	INDUSTRIAL CHIMNEY CO.	HT (ONYX)	NC	FS	4.5
00005	JACUZZI HEARTH PRODUCTS	JW2000	NC	FS	4.36
00004	JACUZZI HEARTH PRODUCTS	JW1500	NC	FS	4.4
02035	JACUZZI LEISURE PRODUCTS	FRASER ELITE I, S407E, S408E, S409E	NC	FS	3.4
02033	JACUZZI LEISURE PRODUCTS	CAMPBELL/JACUZZI FW300005-FW300009, FW300019-FW300027,CJW2000L02, JW2000L10, JW2000P10,	NC	FS	4.4
02038	JACUZZI LEISURE PRODUCTS	S27X/S28X & FW27 SERIES, CJW500L02, JW1500L10, JW1500P10	NC	FS	4.4
05043	JACUZZI LEISURE PRODUCTS	CABOT ELITE S17XE	NC	FS	4.5
95757	JAMESTOWN PELLET STOVES	BABY BEAR, J1000B	NCP	FSI	2.1
95229	JAMESTOWN PELLET STOVES	HONEY BEAR I, J2000T - J2001T	NCP	FS	2.3
95717	JAYLINE HEATING LTD	AMZED JAYLINE UKAL U-12	NC	FSI	2.9
95659	JOTUL U.S.A., INC.	FIRELIGHT 12	C	FSMH	2.4
11012	JOTUL U.S.A., INC.	F370	NC	FS	2.58
13001	JOTUL U.S.A., INC.	F 50 TL	NC	FS	2.84
99017	JOTUL U.S.A., INC.	J 500 OSLO	NC	FSMH	2.88
02001	JOTUL U.S.A., INC.	F 100, NORDIC QT	NC	FSMH	3.0
02043	JOTUL U.S.A., INC.	OSLO F-500	NC	FS	3.0
01006	JOTUL U.S.A., INC.	SERIES 8, SERIES 8AP, #8, 8TDC	C	FS	3.1
95249	JOTUL U.S.A., INC.	ALPHA 350132	C	FS	3.1
95256	JOTUL U.S.A., INC.	MODEL SERIES 8	C	FS	3.1
06029	JOTUL U.S.A., INC.	F500	NC	FS	3.2
06028	JOTUL U.S.A., INC.	F118 CB	NC	FSMH	3.5
01005	JOTUL U.S.A., INC.	SERIES 3 (MODEL) 3TDIC-2, 3TDIC-2AP, 3TD, #3	C	FS	3.6
95254	JOTUL U.S.A., INC.	MODEL 3 TDIC-2	C	FS	3.6
02003	JOTUL U.S.A., INC.	F 3 CB	NC	FSMH	3.78
02002	JOTUL U.S.A., INC.	CASTINE F400	NC	FSMH	3.8
02041	JOTUL U.S.A., INC.	F3CBII	NC	FS	3.8
95255	JOTUL U.S.A., INC.	MODEL 8 TDIC	C	FS	3.8
07021	JOTUL U.S.A., INC.	MODEL C350 WINTERPORT	NC	I	4.0
95251	JOTUL U.S.A., INC.	AMERICAN FIREPLACE STOVE 3TDC	C	FS	4.0
99016	JOTUL U.S.A., INC.	F600, FIRELIGHT CB	NC	FSMH	4.1
02042	JOTUL U.S.A., INC.	FIRELIGHT 12CB	NC	FS	4.4
03024	JOTUL U.S.A., INC.	C450, TAMARACK, KENNEBEC	NC	I	4.42
10036	JOTUL U.S.A., INC.	C550 CB ROCKLAND	NC	I	4.47
16017	JOTUL U.S.A., INC.	F 45	NC	FS	2.3
10038	JR HOME HEATING PRODUCTS	WPS 30	NCP	FS	4.5

Type C = Catalytic, NC = Non-Catalytic, P = Pellet Burning

Style FS = Free Standing, I = Insert, H = Hearth, MH = Mobile Home, ZC = Zero Clearance

05/19/2016




Washoe County Health District List of Approved Wood Stoves

HD REF #	MANUFACTURER	MODEL : DESIGN	TYPE	STYLE	AVG EM (G/HR)
07022	JYDEPEJSAN A/S	TRENDLINE, SOFT LINE, FINE LINE, ZEUS, ATHENE, TROJA, HERA, AVANTI	NC	FS	3.9
95264	KENT HEATING LIMITED	CATALYTIC TILE FIRE	C	FS	2.0
95269	KENT HEATING LIMITED	ULTIMA 2000S	NC	FS	4.5
10002	KOZY HEAT FIREPLACES	Z 42, Z 42 CD	NC	ZC	3.34
02047	KROG IVERSEN & CO. A/S	DSA 4	NC	I	1.1
02045	KROG IVERSEN & CO. A/S	BASIC 1 & 3	NC	FS	2.17
02046	KROG IVERSEN & CO. A/S	BASIC 4	NC	FS	2.2
02044	KROG IVERSEN & CO. A/S	ANDERSEN 8	NC	FS	2.9
02049	KROG IVERSEN & CO. A/S	SCAN 24	NC	FS	2.9
05045	KROG IVERSEN & CO. A/S	SCAN 47.2	NC	FS	3.1
07056	KROG IVERSEN & CO. A/S	SCAN 4.5	NC	FS	3.3
05046	KROG IVERSEN & CO. A/S	ANDERSEN 8.2	NC	FS	3.5
10039	KROG IVERSEN & CO. A/S	SCAN 60	NC	FS	3.97
02050	KROG IVERSEN & CO. A/S	SCAN 5.2	NC	FS	4.2
05044	KROG IVERSEN & CO. A/S	SCAN 10-A	NC	FS	4.4
05047	KROG IVERSEN & CO. A/S	SCAN 61	NC	FS	4.5
95661	KUMA STOVE & IRON WORKS	MODEL KUMA 100/200/300/400, SEQUOIA	C	FS	2.2
95282	KUMA STOVE & IRON WORKS	KUMA K-300/K-400, K-100B	C	FS	2.8
02051	KUMA STOVE & IRON WORKS	WOOD CLASSIC MODEL HT-2	NC	FSMH	3.2
10040	KUMA STOVE & IRON WORKS	ASHWOOD	NC	I	3.3
97008	KUMA STOVE & IRON WORKS	KUMA SCOTT HT-1, K-TAM: TAMARACK	NC	FS	3.5
10089	KUMA STOVE & IRON WORKS	ASPEN	NC	FSI	4.1
01003	LENNOX HEARTH PRODUCTS	PROFILE 20, OPTIMA 20	NCP	FS	.41
01002	LENNOX HEARTH PRODUCTS	P-11 (TRADITIONS)	NCP	FS	.9
05091	LENNOX HEARTH PRODUCTS	TRADITIONS T300P	NCP	FS	0.9
10026	LENNOX HEARTH PRODUCTS	BELLA	NCP	FS	1.01
01004	LENNOX HEARTH PRODUCTS	PROFILE 30, OPTIMA 30, 3	NCP	FSI	1.95
05097	LENNOX HEARTH PRODUCTS	BRENTWOOD	NC	FS	3.7
07007	LENNOX HEARTH PRODUCTS	MONTECITO ESTATE - FIREPLACE STYLE	NC	H	3.7
10027	LENNOX HEARTH PRODUCTS	MONTAGE	NCP	FS	4.03
05098	LENNOX HEARTH PRODUCTS	VILLA VISTA	NC	FS	4.1
13000	LENNOX HEARTH PRODUCTS	SPECTRA C12000HT	NC	FS	4.5
07037	LEXINGTON FORGE	SAVANNAH SSI 30, SSW 30	NC	FSIMH	3.47
07036	LEXINGTON FORGE	SAVANNAH SSW30FTPB, SSW30FTAL, SSW30FTAPB, SSW30STAL, SSW30STAPB	NC	FS	3.5

Type C = Catalytic, NC = Non-Catalytic, P = Pellet Burning

Style FS = Free Standing, I = Insert, H = Hearth, MH = Mobile Home, ZC = Zero Clearance

05/19/2016




Washoe County Health District List of Approved Wood Stoves

HD REF #	MANUFACTURER	MODEL : DESIGN	TYPE	STYLE	AVG EM (G/HR)
08007	LEXINGTON FORGE	SAVANNAH SSW 20, WINDSOR WCS20	NC	FS	3.76
10029	LEXINGTON FORGE	SSW 40	NC	FS	4.3
95273	LONG (AGRIBUSINESS)	SILENT FLAME 2058A	C	FS	2.3
95660	LONG (AGRIBUSINESS)	SILENT FLAME MODEL 2062	C	FS	2.4
95272	LONG (AGRIBUSINESS)	2062	C	FSI	3.3
06055	LOPEZ QUARRIES/FIRECREST	FRISCH-ROSIN FIREPLACE/MASONRY HEATER	M	H	2.9
95275	LUAP ASSOCIATES, INC.	EAGLE 2001	NCP	FS	2.6
08009	LUCKY DISTRIBUTING	INTEGRA	NCP	FSI	3.6
08008	LUCKY DISTRIBUTING	ESPRIT, VIVA, TAURUS	NC	FS	4.4
97016	MARTIN INDUSTRIES	PELLEFIER VENTURI MODEL FS2, FS3	NCP		.7
95289	MARTIN INDUSTRIES	ASHLEY CAHF-2, CAHFB, ATLANTA ACF-2, KING MCF-2	C	FS	1.6
95288	MARTIN INDUSTRIES	ASHLEY AHS2, AHS2B, KING KHS2	C	FS	1.9
95662	MARTIN INDUSTRIES	C-92	C	FS	2.4
95287	MARTIN INDUSTRIES	ASHLEY AFS24, KING K3	C	FSI	2.6
95284	MARTIN INDUSTRIES	ASHLEY APC2, APC2C	C	FS	3.0
95292	MARTIN INDUSTRIES	ATLANTA AC2, AC2B	C	FS	3.0
95296	MARTIN INDUSTRIES	KING KC2, KC2B	C	FS	3.0
95663	MARTIN INDUSTRIES	ASHLEY C-92	C	FS	3.0
95285	MARTIN INDUSTRIES	ASHLEY APS5, APS5B	C	FS	3.8
95290	MARTIN INDUSTRIES	ASHLEY CC60, KING 8803 & CKW, ATLANTA 2402, ASPEN CAW	C	FS	3.8
95293	MARTIN INDUSTRIES	ATLANTA AC5, AC5B	C	FS	3.8
95297	MARTIN INDUSTRIES	KING KC5, KC5B	C	FS	3.8
95664	MARTIN INDUSTRIES	ASHLEY	C	FS	3.8
06030	MAX BLANK GMBH	FLORENZ KO2, VOLTERRA, PADUA, ATLANTA BF	NC	FS	3.1
07057	MAX BLANK GMBH	ATLANTA KO2, DAVOS, RAVENNA, HEIDELBERG, SOLERO	NC	FS	4.5
07058	MAX BLANK GMBH	TOULOUSE, ZITRO, RIO, MEMPHIS, NIAGARA, FISCO, SIENA, MONZA	NC	FS	4.5
10030	MCZ S.P.A.	MUSA AIR, SUITE AIR, CLUB AIR, SAGAR AIR	NCP	FS	1.3
11001	MCZ S.P.A.	CUBIC, COSMO	NC	FS	1.3
10031	MCZ S.P.A.	STAR AIR, EGO, AIR, TOBA AIR, SAGAR AIR	NCP	FS	1.4
10032	MCZ S.P.A.	MUSA COMFORT AIR, SUITE COMFORT AIR	NCP	FS	1.8
11002	MCZ S.P.A.	NIMA COMFORT AIR, CLUB COMFORT	NCP	FS	1.8
97009	METAL M.D.R., INC.	MODEL HE 1400, XE-1400 & XTD-1.5,	NC	FSI	4.3
97007	METAL M.D.R., INC.	LE CHANCELIER	NC		4.5

Type C = Catalytic, NC = Non-Catalytic, P = Pellet Burning

Style FS = Free Standing, I = Insert, H = Hearth, MH = Mobile Home, ZC = Zero Clearance

05/19/2016



Washoe County Health District


List of Approved Wood Stoves

HD REF #	MANUFACTURER	MODEL : DESIGN	TYPE	STYLE	AVG EM (G/HR)
10033	MORSO JERNSTABERI A/S	3112, 3142	NC	FS	3.1
05049	MORSO JERNSTABERI A/S	MODEL 4600	NC	FS	3.2
01011	MORSO JERNSTABERI A/S	SQUIRREL 1410, 1420	NC	FS	3.3
01009	MORSO JERNSTABERI A/S	OWL 3410/3440 & 3450	NC	FS	3.5
10091	MORSO JERNSTABERI A/S	7600 SERIES	NC	FS	3.6
05050	MORSO JERNSTABERI A/S	MODEL 4650 (SOAPSTONE)	NC	FS	3.7
05051	MORSO JERNSTABERI A/S	MODEL 7110	NC	FS	3.8
06033	MORSO JERNSTABERI A/S	MODEL 2040	NC	FS	3.8
06027	MORSO JERNSTABERI A/S	2B CLASSIC	NC	FS	3.9
07060	MORSO JERNSTABERI A/S	MODEL 2B CLASSIC	NC	FS	3.9
07023	MORSO JERNSTABERI A/S	MODEL 2B	NC	FS	4.1
10034	MORSO JERNSTABERI A/S	6100	NC	FS	4.1
05052	MORSO JERNSTABERI A/S	PANTHER MODEL 2110B	NC	FS	4.3
10052	MORSO JERNSTABERI A/S	MODEL 5660	NC	I	4.3
07024	MORSO JERNSTABERI A/S	MORSO 1710	NC	FS	4.4
07061	MORSO JERNSTABERI A/S	MORSO 1710	NC	I	4.4
06032	MORSO JERNSTABERI A/S	8140, 8142, 8147, 8151, 8150	NC	FS	4.5
95755	NATIONAL STEELCRAFTERS	CHATEAU P-22, P22	NCP	FSI	.16
99013	NATIONAL STEELCRAFTERS	BRECKWELL P23 SERIES	NCP	All	.16
95031	NATIONAL STEELCRAFTERS	BRECKWELL P24FS, P24I SERIES	NCP	FSI	.32
95754	NATIONAL STEELCRAFTERS	CHATEAU PC-24	NCP	FSI	.32
99011	NATIONAL STEELCRAFTERS	BRECKWELL P24 SERIES	NCP	All	.32
99012	NATIONAL STEELCRAFTERS	BRECKWELL P200 SERIES	NCP	All	.33
99014	NATIONAL STEELCRAFTERS	BRECKWELL P2700 FS, THE BIG E	NCP	FSIMH	.34
95308	NATIONAL STEELCRAFTERS	BRECKWELL CADET P32, P20, P26	NCP	FSI	.54
99027	NATIONAL STEELCRAFTERS	P2000 SERIES, P28	NCP	FSI	.9
99050	NATIONAL STEELCRAFTERS	P28	NCP	FSI	.9
99015	NATIONAL STEELCRAFTERS	BRECKWELL W3000FS/W3000I	NC	FSIMH	2.3
95310	NATIONAL STEELCRAFTERS	CRAFT STOVE CB-300	C	FSW	3.1
95311	NATIONAL STEELCRAFTERS	CRAFT CB-4830	C	IW	3.4
95309	NATIONAL STEELCRAFTERS	CRAFT STOVE CB-4426, CB-26, CAT 44-1	C	FSI	3.9
05053	NAVIGATOR STOVE WORKS INC	NSW-1 SARDINE	NC		3.5
02054	NAVIGATOR STOVE WORKS INC	NAVIGATOR NSW2	NC		3.6
05054	NEW BUCK CORPORATION	BUCK BAY MODEL 91	C	FSI	1.2
95324	NEW BUCK CORPORATION	BAY MODEL 91	C	FSI	1.2
95326	NEW BUCK CORPORATION	CAROLINA MODEL 17	C	FS	1.2
05055	NEW BUCK CORPORATION	BUCK MASTER	C		2.1

Type C = Catalytic, NC = Non-Catalytic, P = Pellet Burning

Style FS = Free Standing, I = Insert, H = Hearth, MH = Mobile Home, ZC = Zero Clearance

05/19/2016




Washoe County Health District List of Approved Wood Stoves

HD REF #	MANUFACTURER	MODEL : DESIGN	TYPE	STYLE	AVG EM (G/HR)
95331	NEW BUCK CORPORATION	50PCV, 50PBAY, 50CV, 50CBAY, 50CD, 50BCV, 50BBAY	C	FS	2.5
95666	NEW BUCK CORPORATION	MODEL 41BCV, BBAY, CD, CS, CV, CBAY, PCV, PCBAY	C	FSI	2.6
95665	NEW BUCK CORPORATION	MODEL XL-80	C	FS	2.7
07062	NEW BUCK CORPORATION	MODEL 261	NC	FS	2.92
99036	NEW BUCK CORPORATION	MODEL 18	NC	FSIMH	3.1
95328	NEW BUCK CORPORATION	MODEL 20	C	FS	3.2
07025	NEW BUCK CORPORATION	MODEL 51 (2007)	NC	FSI	3.6
08013	NEW BUCK CORPORATION	BUCK/THARRINGTON 74/T-74/74ZC	NC	FSIZC	3.6
95334	NEW BUCK CORPORATION	MODEL 71	C	FSI	3.6
95336	NEW BUCK CORPORATION	REGULAR BUCK 27000-C	C	FSZCI	3.8
10092	NEW BUCK CORPORATION	94NC	NC	FSI	3.81
95327	NEW BUCK CORPORATION	LITTLE BUCK 26000-C	C	FSIZC	4.0
99037	NEW BUCK CORPORATION	MODEL 81/85	NC	FSIMH	4.3
10041	NEW BUCK CORPORATION	MODEL 21	NC	FS	4.4
02056	NHC INC.	HOMESTEAD 8570, 8570-H	NC	FSI	1.9
95303	NHC INC.	MODEL 3-C	C	FS	2.0
02058	NHC INC.	SHELBURNE MODEL 8370, 8371	NC	FS	2.1
99057	NHC INC.	HERITAGE	NC	FS	2.3
99056	NHC INC.	PHOENIX 8612	NC	FS	2.4
95667	NHC INC.	HARVEST A-HII	C	FS	2.5
05056	NHC INC.	HERITAGE I, MODEL 8021	NC		2.7
02057	NHC INC.	MANSFIELD I	NC	FS	2.9
96016	NHC INC.	MANSFIELD	NC	FS	3.2
95668	NHC INC.	PHOENIX 8611, PHOENIX (1995) (version 2)	NC	FS	3.4
02055	NHC INC.	BENNINGTON	NC	FS	3.6
96017	NHC INC.	STARLET	NC	FS	3.6
95304	NHC INC.	HARVEST HII	C	FS	3.8
95669	NU-TEC, INC.	BRENDEN BR-60	C	FS	1.43
95340	NU-TEC, INC.	UPLAND AMITY AM-40	C	FSMH	2.6
95339	NU-TEC, INC.	TOWNSEND TN-25	C	FS	2.7
95341	OK DOKE, LTD.	SWEETHEARTH PRESIDENTIAL 800/800XL	C	FSI	3.6
06034	OLSBERG CANADA INC.	BRISTOL OH-L	NC	FS	2.1
05058	OLSBERG CANADA INC.	BRISTOL OH-M	NC		2.7
95344	OREGON WOODSTOVES, INC.	MODEL OS/1	C	FS	1.4
95343	OREGON WOODSTOVES, INC.	#1, DESIGN 01	C	FSIMH	2.7

Type C = Catalytic, NC = Non-Catalytic, P = Pellet Burning

Style FS = Free Standing, I = Insert, H = Hearth, MH = Mobile Home, ZC = Zero Clearance

05/19/2016




Washoe County Health District List of Approved Wood Stoves

HD REF #	MANUFACTURER	MODEL : DESIGN	TYPE	STYLE	AVG EM (G/HR)
95345	ORLEY'S MANUFACTURING CO.	COUGAR G-225	C	FSWO	2.7
95346	ORLEY'S MANUFACTURING CO.	LEOPARD U245, U246	C	I, FS	3.5
95347	ORLEY'S MANUFACTURING CO.	LEOPARD UO245, UO246	C	MH	3.5
95348	ORLEY'S MANUFACTURING CO.	PANTHER F245, F246	C	FS	3.5
95670	ORRVILLE PRODUCTS, INC.	COUNTRY COMFORT CC160 (DATED AFTER 1992-PHASE II)	NC	FS	2.9
95351	ORRVILLE PRODUCTS, INC.	CC250	C	FS	3.5
95359	ORRVILLE PRODUCTS, INC.	COUNTRY COMFORT CC325	C	FS	3.5
95350	ORRVILLE PRODUCTS, INC.	CC-185I & 165I	NC	FSI	3.8
95352	ORRVILLE PRODUCTS, INC.	CC 350	C	FS	3.8
95719	ORRVILLE PRODUCTS, INC.	CC180	NC	FSI	3.9
95349	ORRVILLE PRODUCTS, INC.	CC155 & CC175	NC	FS	4.4
10081	OSBURN MANUFACTURING	HYBRID-45MF	NCP	FS	1.2
02007	OSBURN MANUFACTURING	1800	NC	FSI	2.7
02008	OSBURN MANUFACTURING	2200 BAY/2200	NC	FSI	2.7
95362	OSBURN MANUFACTURING	2400	NC	FSI	3.5
95366	OSBURN MANUFACTURING	OSBURN 1600	NC	FSI	4.4
12016	PACIFIC ENERGY FIREPLACE	WARMLAND PS45 CLASSIC, PS45	NCP	FS	1.84
15005	PACIFIC ENERGY FIREPLACE	NEO 2.5	NC	FSI	2.9
95672	PACIFIC ENERGY FIREPLACE	VISTA SERIES C, VISTA CLASSIC, VISTA ARTISAN, VISTA INSERT, ALDERLEA T4	NC	FSMHI	2.92
10001	PACIFIC ENERGY FIREPLACE	SUPER INSERT, PACIFIC INSERT	NC	I	3.4
95371	PACIFIC ENERGY FIREPLACE	ALDERLEA T5	NC	FSI	3.4
95372	PACIFIC ENERGY FIREPLACE	SPECTRUM, STANDARD, PACIFIC INS, SPECTRUM CLASSIC, FUSION	NC	FSMH	3.4
95373	PACIFIC ENERGY FIREPLACE	SUPER 27D, STANDARD	NC	FS	3.4
99023	PACIFIC ENERGY FIREPLACE	SUMMIT SERIES A, SUMMIT INSERT, SUMMIT CLASSIC	NC	FSMH	3.6
15004	PACIFIC ENERGY FIREPLACE	NEO 1.6	NC	FSI	3.9
14001	PACIFIC ENERGY FIREPLACE	TN19 (TRUE NORTH)	NC	FS	4.1
16014	PACIFIC ENERGY FIREPLACE	TN20 (TRUE NORTH)	NC	I	2.1
09015	PAROMAX INC.	EUROPA 75	NCP	FS	0.6
95377	PELLEFIER, INC.	VENTURI PVI-87, 87B, 87M	NCP	I	.5
95375	PELLEFIER, INC.	PELLEFIER : FS-1	NCP	FS	.7
95376	PELLEFIER, INC.	VENTURI : FS-2, FS-3	NCP	FS	.7
14009	PIAZZETTA S.P.A.	P960, P961, P962	NCP	FS	1.98
14007	PIAZZETTA S.P.A.	MONIA, MARCELLA	NCP	FS	2.15
14008	PIAZZETTA S.P.A.	P955, P956, P957	NCP	FS	2.28
14006	PIAZZETTA S.P.A.	SABRINA, SVEVA	NCP	FS	2.5

Type C = Catalytic, NC = Non-Catalytic, P = Pellet Burning

Style FS = Free Standing, I = Insert, H = Hearth, MH = Mobile Home, ZC = Zero Clearance

05/19/2016




Washoe County Health District List of Approved Wood Stoves

HD REF #	MANUFACTURER	MODEL : DESIGN	TYPE	STYLE	AVG EM (G/HR)
16006	PIAZZETTA S.P.A.	P958	NCP	FS	2.3
16007	PIAZZETTA S.P.A.	P963	NCP	FS	2
02059	PRECISION GAS TECH.	WS-150	NC	FS	3.6
05059	PRECISION GAS TECH.	WS-250	NC		4.0
02060	PSG DISTRIBUTION INC.	APOLLO	NC	FS	3.6
95430	PYRO INDUSTRIES, INC.	WHITFIELD RENAISSANCE WW-1	NCP	FS	.4
95385	PYRO INDUSTRIES, INC.	WHITFIELD ADVANTAGE 3	NCP	FS	.9
99042	PYRO INDUSTRIES, INC.	ADVANTAGE II - T	NCP	FSI	.90
95383	PYRO INDUSTRIES, INC.	HEARTH STOVE : WF-2	NCP	IH	1.0
95384	PYRO INDUSTRIES, INC.	WHITFIELD WP-1, III-T, II-TC, ADVANTAGE SERIES	NCP	FS	1.0
95387	PYRO INDUSTRIES, INC.	WHITFIELD FIREPLACE/HEARTH STOVE	NCP	FSI	1.0
95388	PYRO INDUSTRIES, INC.	WHITFIELD WF-1	NCP	I	1.0
95389	PYRO INDUSTRIES, INC.	PRODIGY WP-3A ; WHITFIELD	NCP	FS	1.0
95390	PYRO INDUSTRIES, INC.	WP-2 III T, WP-3A/III/IIT, ADVANTAGE SERIES	NCP	FSI	1.0
97018	PYRO INDUSTRIES, INC.	ADVANTAGE PLUS	NCP		1.0
95386	PYRO INDUSTRIES, INC.	WHITFIELD ADVANTAGE WP-2	NCP	FSI	1.3
97017	PYRO INDUSTRIES, INC.	CASCADE WP5	NCP		1.33
05064	RAIS & WITTUS, INC	GABO, PINA, VOLA	NC	FS	2.1
02061	RAIS & WITTUS, INC	MALTA, BRANDO & BORA	NC	FS	4.3
06035	RAIS A/S	RONDO, MINO II STEEL, MINO II SST	NC	FS	4.3
95756	RELIANT INDUSTRIES	PHOENIX/BARON	NCP	FSI	.63
99001	RELIANT INDUSTRIES	MODEL T-40	NCP	FSI	.69
95408	RELIANT INDUSTRIES	AVENT/BRIDGEPORT	NCP	FS	.71
95409	RELIANT INDUSTRIES	TEMPEST PELLETT STOVE	NCP	FS	.90
99002	RELIANT INDUSTRIES	ESSEX (CLASSIC)	NCP	FS	.96
02063	RENFYRE STOVE CO./MACO	2800	NC	FS	3.4
02064	RENFYRE STOVE CO./MACO	FIREVIEW INSERT 2700	NC	I	3.8
95410	REVERSO MFG., LTD.	CHALLENGER MMX	NC	FS	2.6
95092	RJM MANUFACTURING, INC.	ACHIEVER FPI-1-LEX	C	FS	2.0
02068	RJM MANUFACTURING, INC.	FPI-2-LEX/90 GRIZZLY	C	FS	2.4
95093	RJM MANUFACTURING, INC.	GRIZZLY FPI-2-LEX/90	C	FSI	2.4
95095	RJM MANUFACTURING, INC.	SUPER ACHIEVER FPI-2-LEX	C	FSI	2.4
02067	RJM MANUFACTURING, INC.	ENERGY KING BAY 2000C	C	FS	2.5

Type C = Catalytic, NC = Non-Catalytic, P = Pellet Burning

Style FS = Free Standing, I = Insert, H = Hearth, MH = Mobile Home, ZC = Zero Clearance

05/19/2016




Washoe County Health District List of Approved Wood Stoves

HD REF #	MANUFACTURER	MODEL : DESIGN	TYPE	STYLE	AVG EM (G/HR)
02066	RJM MANUFACTURING, INC.	ENERGY KING 2500C	C	FS	3.0
02069	RJM MANUFACTURING, INC.	MODEL SILHOUETTE 2850C	C	FS	3.2
95395	RSF INDUSTRIAL CHIMNEY CO	OPEL 2000C, OPEL AP, OPEL 2, OPEL 3 (catalytic device only)	C	ZCFS	3.7
07063	RSF INDUSTRIAL CHIMNEY CO	TOPAZ/CHAMELEON (WITHOUT FAN), TOPAZ, CHAMELEON	NC	ZCH	4.0
96020	RSF INDUSTRIAL CHIMNEY CO	HT (ONYX), ONYX AP	NC	ZCH	4.5
95419	RUSSO CORPORATION	W-25C	C	FSH	2.4
95416	RUSSO CORPORATION	GV-30S	C	FS	2.5
95681	RUSSO CORPORATION	GLASSVIEW GV-21	C	FS	2.9
95417	RUSSO CORPORATION	GV-30C	C	FS	3.1
95422	SALVO MACHINERY INC.	MODEL CITATION	C	FS	2.4
02070	SAXON WOOD HEATERS PTY	ROSEWOOD	NC	FSIMH	2.7
95426	SCOTT STOVES, INC.	MODEL 1	NCP	FS	.4
95702	SCOTT STOVES, INC.	MAGNAFIRE	NCP	FS	.4
04010	SCOTT STOVES, INC.	TAMARACK	NC	FS	3.5
05067	SECURITY CHIMNEYS, LTD.	BIS ULTIMA, BRENTWOOD, BIS TRADITION CE & MONTECITO	NC	ZC	3.7
02071	SECURITY CHIMNEYS, LTD.	BIS PANORAMA, VILLA VISTA	C	ZC	4.1
95431	SHENANDOAH MFG. CO.	CH-77, CH-84	C	FS	3.1
02079	SHERWOOD INDUSTRIES, LTD.	ENVIROFIRE WINDSOR	NCP	FS	1.0
95432	SHERWOOD INDUSTRIES, LTD.	ENVIROFIRE III	NCP	FSI	1.0
95433	SHERWOOD INDUSTRIES, LTD.	EUROFIRE PELLETT STOVE	NCP	FS	1.0
97001	SHERWOOD INDUSTRIES, LTD.	ENVIROFIRE EF II	NCP	FSI	1.0
99046	SHERWOOD INDUSTRIES, LTD.	ENVIROFIRE EF4i FS, EF4i FPI, SOLUS	NCP	FSI	1.0
99043	SHERWOOD INDUSTRIES, LTD.	ENVIROFIRE EF2 FS, EF2 FPI	NCP	FSI	1.3
99044	SHERWOOD INDUSTRIES, LTD.	ENVIROFIRE EF2i FS, EF2i FPI	NCP	FSI	1.3
05100	SHERWOOD INDUSTRIES, LTD.	ENVIRO MINI	NCP	FS	1.6
16009	SHERWOOD INDUSTRIES, LTD.	ENVIRO MINI P3	NCP	FS	1.6
16010	SHERWOOD INDUSTRIES, LTD.	ENVIRO P4	NCP	FS	1.3
05101	SHERWOOD INDUSTRIES, LTD.	ENVIROFIRE EMPRESS	NCP	FSI	1.86
08011	SHERWOOD INDUSTRIES, LTD.	EMPRESS / WINDSOR, MILAN	NCP	FSIMH	1.88
08010	SHERWOOD INDUSTRIES, LTD.	ENVIROFIRE -EF3, EF3Bi, MERIDIAN (ENVIROFIRE), VISTA FLAME VF 100	NCP	FSI	1.96
08012	SHERWOOD INDUSTRIES, LTD.	GREENFIRE GF55, GF155	NCP	FS	1.96
05063	SHERWOOD INDUSTRIES, LTD.	VISTA FLAME VF100	NCP	FS	2.0
10053	SHERWOOD INDUSTRIES, LTD.	M55, M55C, V55	NCP	FSI	2.0

Type C = Catalytic, NC = Non-Catalytic, P = Pellet Burning

Style FS = Free Standing, I = Insert, H = Hearth, MH = Mobile Home, ZC = Zero Clearance

05/19/2016




Washoe County Health District List of Approved Wood Stoves

HD REF #	MANUFACTURER	MODEL : DESIGN	TYPE	STYLE	AVG EM (G/HR)
99045	SHERWOOD INDUSTRIES, LTD.	ENVIROFIRE EF3Bi FS, EF3Bi FPI	NCP	FSI	2.0
99040	SHERWOOD INDUSTRIES, LTD.	KODIAK 2100, VISTA FLAME/ENVIROFIRE 2100	NC	FS	2.9
10044	SHERWOOD INDUSTRIES, LTD.	MAXX	NCP	FS	3.18
95684	SHERWOOD INDUSTRIES, LTD.	ENVIROFIRE 2000	NC	FS	3.2
06037	SHERWOOD INDUSTRIES, LTD.	KODIAK, ENVIRO 1200, 1200I, VISTA FLAME 1200 1200I, 1200 VENICE	NC	FSI	3.3
11004	SHERWOOD INDUSTRIES, LTD.	BOSTON 1200	NC	FSI	3.3
12008	SHERWOOD INDUSTRIES, LTD.	ENVIRO CABELLO 1200	NC	I	3.3
99039	SHERWOOD INDUSTRIES, LTD.	VISTA FLAME/ENVIROFIRE 1600 FS, 1600 FPI	NC	FSI	3.5
99038	SHERWOOD INDUSTRIES, LTD.	VISTA FLAME ENVIROFIRE 1000FS (AFTER 2/99) & VISTA FLAME 1000FS	NC	FS	4.1
05069	SHERWOOD INDUSTRIES, LTD.	KODIAK 1700A, 1700I, 1700, VENICE 1700	NC	FSI	4.5
11003	SHERWOOD INDUSTRIES, LTD.	BOSTON 1700	NC	FSI	4.5
12007	SHERWOOD INDUSTRIES, LTD.	ENVIRO CABELLO 1700	NC	I	4.5
16011	SHERWOOD INDUSTRIES, LTD.	ENVIRO MERIDIAN	NCP	FS	1.1
10045	SIERRA PRODUCTS INC	SIERRA EVOLUTION 8000 TEC	C	FS	2.5
10046	SIERRA PRODUCTS INC	EVOLUTION MODEL 7000C	C	FS	2.8
10004	SIERRA PRODUCTS INC	SIERRA AMBASSADOR 4700 TEC	C	I	3.2
10060	STOVE BUILDER INTL. INC.	BIO-45MF, ECO-45, FP-45, HYBRID 45MF	NCP	FS	1.2
05070	STOVE BUILDER INTL. INC.	EMERALD 2000	NCP		1.7
10061	STOVE BUILDER INTL. INC.	BIO-35MF, ECO-35, FP-35, HYBRID 35MF	NCP	FS	1.77
10073	STOVE BUILDER INTL. INC.	ECO-65	NCP	FS	2.62
06040	STOVE BUILDER INTL. INC.	2200 BAY, 2000	NC	FS	2.7
06043	STOVE BUILDER INTL. INC.	OSBURN 1800, OSBURN 1800-I	NC	FS	2.7
10066	STOVE BUILDER INTL. INC.	OSBURN 2200, OSBURN 2200-I	NC	FSI	2.7
05072	STOVE BUILDER INTL. INC.	HT 1600-STANDARD/HT 1600 DELUXE/HT-1600 SIBERIAN/ASHLEY 1600	NC		3.5
06044	STOVE BUILDER INTL. INC.	OSBURN 2400 B, OSBURN 2400-I, OSBURN 2400	NC	FS	3.5
10062	STOVE BUILDER INTL. INC.	FW3000	NC	FS	3.5
06041	STOVE BUILDER INTL. INC.	APOLLO, APOLLO II	NC	FS	3.6
05073	STOVE BUILDER INTL. INC.	HT-2000 STANDARD / HT-2000 DELUXE / HT-2000	NC		3.9
10067	STOVE BUILDER INTL. INC.	FP-8, MERLOT	NCP	FS	4.0
10072	STOVE BUILDER INTL. INC.	CADDY, ALTERNA	NC	FS	4.2
14004	STOVE BUILDER INTL. INC.	XTD 1.5	NC	FS	4.3
06038	STOVE BUILDER INTL. INC.	1600, 1600I,	NC	FSI	4.4
10063	STOVE BUILDER INTL. INC.	MONACO 2008	NC	FS	4.4
10064	STOVE BUILDER INTL. INC.	MONACO, STAFFORD, SOLUTION 2.5, WATERLOO, LAFAYETTE	NC	FS	4.4
10068	STOVE BUILDER INTL. INC.	FW2700, OPTIMA	NC	FS	4.4
07064	STOVE BUILDER INTL. INC.	LE CHANCELIER, NXT-1, SOLUTION 2.9, GLENCOE 2.1	NC	FS	4.5
95455	SUBURBAN MANUFACTURING CO	WOODCHIEF W6-88C	C	FS	3.4
95456	SUBURBAN MANUFACTURING CO	WOODMASTER W6-88WC	C	FS	3.4

Type C = Catalytic, NC = Non-Catalytic, P = Pellet Burning

Style FS = Free Standing, I = Insert, H = Hearth, MH = Mobile Home, ZC = Zero Clearance

05/19/2016




Washoe County Health District List of Approved Wood Stoves

HD REF #	MANUFACTURER	MODEL : DESIGN	TYPE	STYLE	AVG EM (G/HR)
16012	SUPREME	GALAXY	NC	HW	3.5
95722	TETON STOVE CO.	TS-92	NCP	FSI	1.4
95701	THELIN COMPANY	EASY FIRE PELLETT HEATER	NCP	FS	.98
99047	THELIN COMPANY	P-3000, PARLOUR 3000	NCP	FS	3.23
95472	THELIN COMPANY	LITTLE GNOME PELLETT STOVE	NCP	FSI	3.28
04003	THELIN COMPANY	THELIN T-4000	NC	FS	3.6
95476	THERMIC INC	CROSS FIRE FS-1, CX55i	NCP	FS	.5
07066	THERMIC INC	MODEL S-33, S-83, H33, R22, X33	NC	FS	3.3
02078	TIANJIN BERKELEY FURN	TR 001	NC		4.18
12010	TRAVIS INDUSTRIES	LOPI CAPE COD	C	FS	.45
12011	TRAVIS INDUSTRIES	LARGE FLUSH WOOD HYBRID-FYRE	C	I	.58
15001	TRAVIS INDUSTRIES	LOPI AGP	NC	I	.66
15002	TRAVIS INDUSTRIES	LOPI AGP	NC	FS	.67
05087	TRAVIS INDUSTRIES	LOPI YANKEE, YANKEE BAY	NCP	FSI	.72
95497	TRAVIS INDUSTRIES	AVALON 900 PS, 900 PI (AVANTI)	NCP	FS	.72
99009	TRAVIS INDUSTRIES	ASTORIA, ASTORIA BAY	NCP	FSI	.72
95510	TRAVIS INDUSTRIES	LOPI 400, PS & PI (FOXFIRE)	NCP	FSI	.73
16005	TRAVIS INDUSTRIES	LOPI ROCKPORT	C	FS	0.8
15003	TRAVIS INDUSTRIES	SMALL FLUSH WOOD HYBRID-FYRE	C	I	.89
12005	TRAVIS INDUSTRIES	AVALON AGP	NCP	FS	1.0
97022	TRAVIS INDUSTRIES	HERITAGE BAY STOVE, LOPI	NCP	FSI	1.0
97023	TRAVIS INDUSTRIES	AVANTI STOVE, AVALON	NCP	FSI	1.0
99008	TRAVIS INDUSTRIES	NEWPORT; NEWPORT BAY	NCP	WFSIM	1.0
05086	TRAVIS INDUSTRIES	LOPI PIONEER, PIONEER BAY	NCP	FSI	1.2
95687	TRAVIS INDUSTRIES	LOPI 380-NT/X-NT	NC	FS	1.9
95727	TRAVIS INDUSTRIES	LOPI ENDEAVOR, LOPI REVERE	NC	FSIMH	1.9
06059	TRAVIS INDUSTRIES	LOPI REPUBLIC 1750, 1750i	NC	FSI	1.94
06064	TRAVIS INDUSTRIES	AVALON SPOKANE 1750	NC	FSMH	1.94
95508	TRAVIS INDUSTRIES	LOPI ENDEAVOR, LOPI REVERE (formerly 380-NT & X-NT)	NC	FSMHWO	1.94
95725	TRAVIS INDUSTRIES	AVALON 990, 945	NC	FSI	2.0
99003	TRAVIS INDUSTRIES	745/AVALON RAINIER 90/RAINIER 45	NC	FSIHM	2.0
99005	TRAVIS INDUSTRIES	945, RAINIER 45	NC	FSIHM	2.0
99006	TRAVIS INDUSTRIES	990, AVALON RAINIER	NC	FSIHM	2.0
95686	TRAVIS INDUSTRIES	MODEL 44-A BI & ZC	C	IZC	2.3
96021	TRAVIS INDUSTRIES	FIREPLACE XTRORDINAIR ELITE 36 ZC & BI	C	ZC	2.3

Type C = Catalytic, NC = Non-Catalytic, P = Pellet Burning

Style FS = Free Standing, I = Insert, H = Hearth, MH = Mobile Home, ZC = Zero Clearance

05/19/2016




Washoe County Health District List of Approved Wood Stoves

HD REF #	MANUFACTURER	MODEL : DESIGN	TYPE	STYLE	AVG EM (G/HR)
06057	TRAVIS INDUSTRIES	LOPI LEYDEN	NC	FS	2.4
07006	TRAVIS INDUSTRIES	AVALON ARBOR WOOD STOVE	NC	FSMH	2.4
07034	TRAVIS INDUSTRIES	LOPI LEYDEN PELLET	NCP	FS	2.4
99031	TRAVIS INDUSTRIES	FIREPLACE XTRORDINAIR 44 ELITE	C	ZC	2.5
02074	TRAVIS INDUSTRIES	LOPI FREEDOM BAY	NC	I	2.6
95723	TRAVIS INDUSTRIES	AVALON 1190, LOPI LIBERTY (520).	NC	FSI	2.6
99007	TRAVIS INDUSTRIES	1190 OLYMPIC, LOPI LIBERTY, AVALON OLYMPIC	NC	FSIH	2.6
99032	TRAVIS INDUSTRIES	LOPI FREEDOM BAY	NC	I	2.6
00014	TRAVIS INDUSTRIES	AVALON COTTAGE/MISSION	NC	FS	2.9
95513	TRAVIS INDUSTRIES	LOPI FLEX FS, FL, LX	C	FS	2.9
95496	TRAVIS INDUSTRIES	AVALON 796	NC	FSMHIH	3.0
95724	TRAVIS INDUSTRIES	AVALON 790, 745	NC	FSI	3.0
99004	TRAVIS INDUSTRIES	AVALON PENDELTON 90 (790), PENDELTON 45 (745)	NC	FSIHM	3.0
95688	TRAVIS INDUSTRIES	LOPI ANSWER/PATRIOT (formerly Answer NT)	NC	FSI	3.3
95493	TRAVIS INDUSTRIES	AVALON 1000C2	C	FS	3.5
95728	TRAVIS INDUSTRIES	LOPI FREEDOM	NC	I	3.6
03007	TRAVIS INDUSTRIES	LOPI SHEFFIELD	NC	FS	3.9
95685	TRAVIS INDUSTRIES	MODEL 36 F	C	FS	4.0
05077	TRAVIS INDUSTRIES	FLUSH WOOD INSERT	NC	I	4.1
08021	TRAVIS INDUSTRIES	AVALON PERFECT FIT INSERT	NC	I	4.1
10090	TRAVIS INDUSTRIES	LOPI DECLARATION, WALDEN	NC	I	4.1
95506	TRAVIS INDUSTRIES	FLEX-95 FL, LX, FS	C	FSI	4.1
95703	TRAVIS INDUSTRIES	FIREPLACE XTRORDINAIR MODEL 36A	C	FS	4.1
95503	TRAVIS INDUSTRIES	LOPI ELAN E1	NC	FSI	4.3
95504	TRAVIS INDUSTRIES	LOPI ELAN E2	NC	FSI	4.3
06058	TRAVIS INDUSTRIES	LOPI REPUBLIC, MODEL NUMBER 1250 & AVALON SPOKANE 1250	NC	FS	4.4
06063	TRAVIS INDUSTRIES	AVALON 1250	NC	FSMH	4.4
12001	TRAVIS INDUSTRIES	FLUSH WOOD PLUS FIREPLACE XTRORDINAIR 33 ELITE & LOPI DECLARATION PLUS	NC	I	4.4
12009	TRAVIS INDUSTRIES	LOPI CAPE COD INSERT	NC	I	4.4
95726	TRAVIS INDUSTRIES	LOPI ANSWER, LOPI PATRIOT, LOPI PARLOR	NC	FSIMH	4.4
95529	TRI-FAB INC	SUNRISE SIMPLICITY 1, 2	NCP	FSI	.73
06047	TULIKIVI	TULIKIVI MAXI XV 2	M	H	4.22
95531	TULIKIVI	ALL	M	H	4.5
95535	ULTIMATE STOVE SPAS/PATIO	BV	C	FS	3.8
06056	US STOVE CO	AMERICAN HARVEST, 6039, 6039HF, 6039T, 6039TP, 6041	NCP	FS	1.5
06061	US STOVE CO	KING ASHLEY, 5500, 5500M, 5500XL, 5500XLT	NCP	FS	1.6
12003	US STOVE CO	COUNTRY HEARTH 3000	NC	FS	1.9

Type C = Catalytic, NC = Non-Catalytic, P = Pellet Burning

Style FS = Free Standing, I = Insert, H = Hearth, MH = Mobile Home, ZC = Zero Clearance

05/19/2016




Washoe County Health District List of Approved Wood Stoves

HD REF #	MANUFACTURER	MODEL : DESIGN	TYPE	STYLE	AVG EM (G/HR)
95729	US STOVE CO	CLAYTON MFG. CLAY 60B, 70	C	FSI	2.7
11005	US STOVE CO	MODEL 2500	NC	FS	3.06
95533	US STOVE CO	WONDER WOOD (GLASS FRONT) 2921, SEARS 143.8417	C	FS	3.3
13015	US STOVE CO	MODEL 2000	NC	FS	3.69
95532	US STOVE CO	BAY INSERT 4500	C	I	3.7
95534	US STOVE CO	WONDER WOOD 6000, 2821, SEARS 143.8404	C	FS	3.7
16008	US STOVE CO	5520 GOLDEN EAGLE	NCP	FS	0.94
08020	VERMONT CASTINGS INC	DEFIANT 1610 (before 2011)	NC	FS	.75
95552	VERMONT CASTINGS INC	ENCORE 1450	NC	FSI	0.7
99025	VERMONT CASTINGS INC	DEFIANT 1910, 1945	C	FSMH	0.8
10009	VERMONT CASTINGS INC	DEFIANT 1975, 1976, 1977, 1978, 1979	C	FS	1.1
95689	VERMONT CASTINGS INC	DUTCHWEST SMALL CONVECTION HTR 2460	C	FS	1.1
10007	VERMONT CASTINGS INC	ENCORE 2040, 2041, 2042, 2043, 2044	C	FS	1.2
95557	VERMONT CASTINGS INC	FA 455	C	FS	1.3
95691	VERMONT CASTINGS INC	DUTCHWEST XL CONVECTION HTR 2462	C	FS	1.3
95690	VERMONT CASTINGS INC	DUTCHWEST LARGE CONVECTION HTR 2461	C	FS	1.41
10008	VERMONT CASTINGS INC	ENCORE 2040, 2041, 2042, 2043, 2044	NC	FS	1.5
95543	VERMONT CASTINGS INC	CD LG FEDERAL CONV FA264CCL, FA264CCR	C	FSI	1.6
95551	VERMONT CASTINGS INC	DEFIANT ENCORE 2550 (FORMERLY 2190)	C	FSMH	1.6
95553	VERMONT CASTINGS INC	DEFIANT ENCORE 2140	C	FS	1.8
95561	VERMONT CASTINGS INC	MODEL 2170	C	FS	2.1
95567	VERMONT CASTINGS INC	WINTER WARM FIREPLACE INSERT 1280	C	I	2.1
96034	VERMONT CASTINGS INC	WINTER WARM SMALL INSERT 2080	C	I	2.1
99026	VERMONT CASTINGS INC	INTREPID II MODEL 1990	C	FSMH	2.1
95555	VERMONT CASTINGS INC	FA264	C	FS	2.2
10010	VERMONT CASTINGS INC	DEFIANT 1975, 1976, 1977, 1978, 1979	NC	FS	2.3
96022	VERMONT CASTINGS INC	INTREPID II MODEL 2070	C		2.4
95549	VERMONT CASTINGS INC	CD XL FEDERAL CONV HTR FA288CCL	C	FSIHW	2.6
06050	VERMONT CASTINGS INC	EW36	NC	H	2.7
95545	VERMONT CASTINGS INC	CD SEQUOIA	C	I	2.7
95548	VERMONT CASTINGS INC	CD SM FEDERAL CONV HTR FA224CCL	C	FSIH	2.8
06065	VERMONT CASTINGS INC	DEFIANT 1610, 1611, 1612, 1613, 1614, 1615, 1616	NC	FS	2.9
95544	VERMONT CASTINGS INC	CD ROCKY MTN HTR FA211CL	C	FSH	2.9
95554	VERMONT CASTINGS INC	FA224	C	FS	3.1
95556	VERMONT CASTINGS INC	FA288	C	FS	3.1
95560	VERMONT CASTINGS INC	INTREPID II 1308	C	FS	3.1
03010	VERMONT CASTINGS INC	INTREPID MODEL 1640	NC	FS	3.3
95730	VERMONT CASTINGS INC	RESOLUTE ACCLAIM (MODEL 2490) & TLWS1	NC	FSIMH	3.4
95540	VERMONT CASTINGS INC	CD FEDERAL "A PLUS" FA224ACL	C	FSH	3.5
10058	VERMONT CASTINGS INC	MERRIMACK, ESSEX	NC	I	3.6

Type C = Catalytic, NC = Non-Catalytic, P = Pellet Burning

Style FS = Free Standing, I = Insert, H = Hearth, MH = Mobile Home, ZC = Zero Clearance

05/19/2016




Washoe County Health District List of Approved Wood Stoves

HD REF #	MANUFACTURER	MODEL : DESIGN	TYPE	STYLE	AVG EM (G/HR)
95546	VERMONT CASTINGS INC	CD SEQUOIA FA455	C	FS	3.6
95541	VERMONT CASTINGS INC	CD ADIRONACK WOOD HEATER FA267CL	C	FSH	3.7
95692	VERMONT CASTINGS INC	WINTER WARM SMALL INSERT 2370	C	I	4.0
03008	VERMONT CASTINGS INC	ASPEN 1920; PLYMOUTH HWS10	NC	FS	4.3
07031	VERMONT CASTINGS INC	DUTCHWEST CDW300007	NC	FS	4.4
07033	VERMONT CASTINGS INC	DUTCHWEST CDW2000L02	NC	FS	4.4
09005	VERMONT CASTINGS INC	DUTCHWEST DW1500L02, DW1500P02	NC	FS	4.4
09009	VERMONT CASTINGS INC	DUTCHWEST CDW270007	NC	FS	4.4
09010	VERMONT CASTINGS INC	DUTCHWEST CDW300007	NC	FS	4.4
09012	VERMONT CASTINGS INC	DUTCHWEST DW2000P02, DW2000L02	NC	FS	4.4
03013	VERMONT CASTINGS INC	SEVILLE 1635 & 1600 INSERT	NC	I	4.5
95569	VESTAL MANUFACTURING	VESTAL FIREPLACE INSERT V-200-I,V-200-P,V-200-L	C	I	2.0
95570	VESTAL MANUFACTURING	VESTAL RADIANT HEATER V-100	C	FS	2.2
13014	VOGELZANG INTERNATIONAL	TR007 PONDEROSA	NC	FS	3.2
10075	VOGELZANG INTERNATIONAL	DURANGO TR001, MODEL TR002	NC	FS	3.6
05093	VOGELZANG INTERNATIONAL	HIGHLANDER, SHILOH INSERT, MODEL TR003	NC	FSI	3.8
10074	VOGELZANG INTERNATIONAL	TR-009 PERFORMER	NC	FS	3.89
10051	VOGELZANG INTERNATIONAL	TR-004 COLONIAL	NC	I	4.02
06052	VOGELZANG INTERNATIONAL	DEFENDER	NC	FS	4.18
95577	WATERFORD STANLEY	ERIN	NCP	FS	.4
95576	WATERFORD STANLEY	104 MK II 31	NC	FSMH	2.9
95582	WATERFORD STANLEY	100B 90 32 TV	NC	FS	3.1
95575	WATERFORD STANLEY	100B 90 32 RV	NC	FS	3.9
96023	WATERFORD STANLEY	TRINITY OA	NC	FSMH	3.97
95693	WATERFORD STANLEY	ERIN OA	NC	FSMH	4.1
99029	WATERFORD STANLEY	ASHLING	NC	FS	4.1
95580	WATERFORD STANLEY	ERIN/90 TV	NC	FS	4.2
95694	WATERFORD STANLEY	MODEL 100B, 100B OSA, LEPRECHAUN	NC	FSMH	4.3
95584	WEBCO INDUSTRIES	MARQUIS 800, 800 XL	C	FS	3.6
05080	WEITZ & CO INC	BLAZE KING KEJ 1107	C		1.76
95588	WELENCO MFG INC	P-1000W	NCP	FS	0.7
95587	WELENCO MFG INC	PLUS PELLETT	NCP	FS	0.8
95571	WET INDUSTRIES	HEAT PRO C-110	C	FSW	2.8
95572	WET INDUSTRIES	HEAT PRO C-210	C	FSW	3.9

Type C = Catalytic, NC = Non-Catalytic, P = Pellet Burning

Style FS = Free Standing, I = Insert, H = Hearth, MH = Mobile Home, ZC = Zero Clearance

05/19/2016




Washoe County Health District List of Approved Wood Stoves

HD REF #	MANUFACTURER	MODEL : DESIGN	TYPE	STYLE	AVG EM (G/HR)
95597	WINRICH INT CORP	DYNASTY	NCP	FSI	1.6
96025	WINRICH INT CORP	WINRICH PELLETT STOVE	NCP	NC	1.6
95598	WINSTON STOVE COMPANY	MODEL WP-18	NCP	FS	0.6
95599	WINSTON STOVE COMPANY	MODEL WP-24	NCP	FS	1.5
13018	WISEWAY PELLETT STOVES	GW-1949	NCP	FS	1.9
11006	WITTUS FIRE BY DESIGN	XEOOS TWINFIRE	NC	FS	2.4
10056	WOLF STEEL LTD	TPS135 TIMBERWOLF	NCP	FSI	2.1
10057	WOLF STEEL LTD	NPS45, NPI45 NAPOLEON	NCP	FSI	2.4
10076	WOLF STEEL LTD	NPS40, NPI40 NAPOLEON	NCP	FSI	2.4
14005	WOLF STEEL LTD	NAPOLEON EPI3 (TorC)	NC	I	2.6
95698	WOLF STEEL LTD	NAPOLEON 1900, S9	NC	FS	2.9
95603	WOLF STEEL LTD	NAPOLEON 2000	NC	FS	3.2
95697	WOLF STEEL LTD	NAPOLEON 1400, 1400L, 1450, 1401, 1402 (1400 series)	NC	FSMH	3.5
10077	WOLF STEEL LTD	2200 SERIES (TIMBERWOLF 2200, 2201)	NC	FSI	3.6
12002	WOLF STEEL LTD	TIMBERWOLF ECONOMISER TPS35, TPI 35	NCP	FSI	3.6
06003	WOLF STEEL LTD	NAPOLEON EPI-1401	NC	I	3.7
10078	WOLF STEEL LTD	2100 SERIES (TIMBERWOLF)	NC	FS	3.9
06001	WOLF STEEL LTD	NAPOLEON 1100C	NC	FS	4.1
06002	WOLF STEEL LTD	NAPOLEON EPI-1101P	NC	I	4.1
95696	WOLF STEEL LTD	NAPOLEON 1100, 1100L, 1100C, 1150, 1150P, 1101 (1100 series)	NC	FSMH	4.1
95731	WOLF STEEL LTD	PRESTIGE NZ25	NC	ZC	4.46
06054	WOLF'S CASUAL LIVING	BV	C	FS	3.8
95610	WOODCUTTERS MFG. CO.	PAL 4001/4200	C	FS	.60
95606	WOODCUTTERS MFG. CO.	BLAZE KING, KING CATALYTIC KEJ-1101	C	FS	1.9
05008	WOODCUTTERS MFG. CO.	BLAZE KING, HEAT PRO C210	C		2.1
95605	WOODCUTTERS MFG. CO.	BLAZE KING, KING CATALYTIC INSERT KEI-1300	C	I	2.2
02018	WOODCUTTERS MFG. CO.	BLAZE KING, PRINCESS PEJ 1006	C	FS	2.4
95604	WOODCUTTERS MFG. CO.	BLAZE KING, AUTOLITE PAL-4000	NCP	FS	2.5
95613	WOODCUTTERS MFG. CO.	BLAZE KING, ROYAL HEIR RHT-2200	C	FSIMH	2.5
95614	WOODCUTTERS MFG. CO.	BLAZE KING, ROYAL HEIR RHT-2250	C	FSIMH	2.5
02017	WOODCUTTERS MFG. CO.	BLAZE KING, HEAT PRO C110	C	FS	2.8
95612	WOODCUTTERS MFG. CO.	BLAZE KING, ROYAL HEIR RHT-2100	C	FS	3.0
95608	WOODCUTTERS MFG. CO.	BLAZE KING : PEJ-1003	C	FS	3.5
95611	WOODCUTTERS MFG. CO.	BLAZE KING, PRINCESS PEJ-1002	C	FS	3.7

Type C = Catalytic, NC = Non-Catalytic, P = Pellet Burning

Style FS = Free Standing, I = Insert, H = Hearth, MH = Mobile Home, ZC = Zero Clearance

05/19/2016



Washoe County Health District

List of Approved Wood Stoves

HD REF #	MANUFACTURER	MODEL : DESIGN	TYPE	STYLE	AVG EM (G/HR)
95607	WOODCUTTERS MFG. CO.	BLAZE KING : KEJ-1102	C	FS	3.9
02084	WOODFIELD STOVES	OAK CLUSTER (large)	NC	FSMH	2.8
02083	WOODFIELD STOVES	BIRCH BARK (medium)	NC	FSMH	3.7
02085	WOODFIELD STOVES	HICKORY GROVE	NC	I	3.7
02083	WOODFIELD STOVES	MAPLE LEAF (small)	NC	FSMH	4.1
95616	WOODKILN INC	WOODKILN WK-23	NC	FS	3.8
14002	WOODSTOCK SOAPSTONE CO	IDEAL STEEL HYBRID 210	C	FS	1.0
14003	WOODSTOCK SOAPSTONE CO	PROGRESS HYBRID 209	C	FS	1.33
96035	WOODSTOCK SOAPSTONE CO	FIREVIEW SOAPSTONE #205	C	FS	1.35
95699	WOODSTOCK SOAPSTONE CO	PALADIAN MODEL 202 & MODEL 203; KEYSTONE 204	C	FS	1.9
95617	WOODSTOCK SOAPSTONE CO	FIREVIEW SOAPSTONE #201; CLASSIC #200	C	FS	3.5
07067	ZEPHYR STOVES INC	VIEW 2.0	NC	FS	4.5

Type C = Catalytic, NC = Non-Catalytic, P = Pellet Burning

Style FS = Free Standing, I = Insert, H = Hearth, MH = Mobile Home, ZC = Zero Clearance

05/19/2016